



# Retail Price List

December, 2006

## American Security Products Company

11925 Pacific Avenue • Fontana, CA 92337

800-421-6142 • 951-685-9680 • Fax 951-685-9685

**ON THE WEB:** [www.amsecusa.com](http://www.amsecusa.com)


**CONTACT US:** [info@amsecusa.com](mailto:info@amsecusa.com)

Not responsible for typographical errors. Manufacturer reserves the right to make changes as necessary.

# Table of Contents

Terms and Conditions .....	3
<b>VAULT DOOR</b> .....	4
<b>SMITH &amp; WESSON HOME SECURITY Safes</b> .....	4
<b>SMITH &amp; WESSON HANDGUN Safes</b> .....	4
<b>AMERICAN SECURITY HANDGUN Safes</b> .....	4
<b>GUN SAFES</b> .....	4-5
<b>BURGLARY AND FIRE SAFES BF and CSC Series</b> .....	6
<b>PREMIER SERIES BF CE/HOME SECURITY-High Gloss Burglary and Fire Safes</b> .....	6
<b>FIRE SAFES, Domestic, U.L., 2 Hr.</b> .....	7
<b>IMPORTED FIRE RESISTANT &amp; MEDIA CHEST</b> .....	7
<b>"B" RATE SECURITY CHESTS Freestanding</b> .....	8
<b>"B" RATE PREMIUM (BLB) CHESTS Freestanding</b> .....	8
<b>"C" RATE CHESTS (BLC) Freestanding</b> .....	8
<b>"B" RATE FREESTANDING MINI SAFE</b> .....	8
<b>BWB "B" RATE Chests</b> .....	8
<b>CASH BOXES</b> .....	9
<b>ELECTRONIC BURGLARY &amp; HOTEL SAFES</b> .....	9
<b>MB-1 MINI-BANK</b> .....	9
<b>DXE/DXF TL-15, TL-30 Plate Body, Plate Door Safes</b> .....	10
<b>CDXE/CDXF TL-15, TL-30 Composite Body, Plate Door Safes</b> .....	11
<b>AMVAULT TL-15 &amp; TL-30, Fire Rated Composite Safes</b> .....	12
<b>ACF TL-30, Fire Rated Composite Safes - Custom Sizes Quoted Upon Request</b> .....	12
<b>"B" RATE DEPOSITORY Safes</b> .....	13
<b>BWB WIDE BODY FRONT LOAD DEPOSITORY Series</b> .....	14
<b>"B" RATE SAFEWIZARD ACCESS CONTROL DEPOSITORY Safes</b> .....	15
<b>MONEY MANAGER Cash Management Safes</b> .....	16
<b>ACF TL-30 DEPOSITORY SAFE, Double Door</b> .....	16
<b>WALL SAFES</b> .....	16
<b>UNDERCOUNTER SAFES (K1 Series)</b> .....	17
<b>UNDERCOUNTER SAFES (TBO Series)</b> .....	17
<b>"B" RATE SUPER BRUTE Hinged Door Floor Safes</b> .....	18
<b>"B" RATE BRUTE Wide Hinged Door Floor Safes</b> .....	18
<b>"B" RATE MINI -BRUTE, Square Body, Lift-Out Door Floor Safes</b> .....	18
<b>STAR ROUND LIFT-OUT DOOR, Tubular Body Floor Safes</b> .....	19
<b>STAR ROUND LIFT-OUT DOOR, Rectangular Body Floor Safes</b> .....	19
<b>MAJOR ROUND LIFT-OUT DOOR, Tubular Body Floor Safes</b> .....	19
<b>TELLER LOCKERS</b> .....	20
<b>INTERIOR DRAWERS Options</b> .....	20
<b>INTERIOR LOCKER Options</b> .....	21
<b>ELECTRONIC LOCKS</b> .....	22-24
<b>INSTALLED LOCK OPTIONS &amp; Replacement Keys</b> .....	25
<b>INSTALLED OPTIONS, and Touch-up Paint</b> .....	26
<b>REPLACEMENT SAFE BODIES, HINGED DOORS, LIFT-OUTDOORS</b> .....	27
<b>MATERIAL HANDLING EQUIPMENT</b> .....	28
<b>PROMOTIONAL MATERIALS</b> .....	29
<b>INDEX</b> .....	30

## Optional UPS Packaging

Packaging Part # (Add to Model #)	Model	Retail Upcharge
4505400 	SuperBrute Floor Safes B1500, B2200, B2900	\$8.00
	MiniBrute Floor Safes B400, B700	
	Depository Safe DST/DSF2014, DST/DSF2714	
	Mini Safe MS1414	
	STAR Tubular Body Floor Safes C3, etc., Star Round Door only	
	MAJOR Tubular Body Floor Safes T425, etc., Major Round Door only	

## TERMS AND CONDITIONS

### TERMS

Terms are 2% C.I.A. (Cash In Advance) or net 30 days to customers who have established and maintained a satisfactory credit rating with us. 30 days after the completion of custom products, customer agrees to take delivery and be invoiced for such products.

### PRICES

Prices are F.O.B. Fontana, California and are subject to change without notice. Orders for products not included in this price list will be treated as specials, and prices will be assigned by individual quotations issued by **American Security Products Company (AMSEC)**.

State or local sales taxes, or other taxes that may be levied or assessed upon a sale or purchase of products listed in this price are not included in the prices shown. Any such taxes must be paid by the purchaser and if, by law, the vendor is chargeable with the collection or payment thereof, the sum must be added as a tax to the price listed herein.

SALES NOTICE: Any sales of products shipped in California, Georgia or Florida are subject to sales tax, unless purchaser has on file with American Security Products, a resale certificate issued from the state products are being shipped into.

### HOW TO ORDER

All orders for standard products must specify the model number and description. Orders for specials must include complete descriptions and or drawings, color and delivery information. Routing information should be supplied in writing as well as the selection of the freight carrier. Otherwise the merchandise will be shipped "best way". Purchase orders mailed to confirm telephone orders must be marked "Confirmation-Do Not Duplicate." Orders may not be cancelled except by written consent from **AMSEC**, Fontana, California. Cancelled orders for catalog items may be subject to a restocking charge of 20%. Cancelled orders for specials are subject to charges based on the degree of completion and market value of the unit(s). Special orders (custom units) must ship within 30 days of original ship date.

### DESTINATION INSPECTION

All **AMSEC** products are inspected at the factory prior to shipment. **AMSEC's liability for damaged merchandise ceases when the shipment is accepted by a common carrier. All merchandise should be carefully inspected by the consignee and if damage or shortage is evident, the consignee should refuse acceptance until an agent of the carrier indicates on the delivery receipt the nature and extent of the damages or shortages.** All claims for damages or shortages should be made directly to the carrier. In cases of hidden damage (damage not evident on the carton or crate) unpacking should be stopped and the carrier notified to send an inspector. Save the original carton or crate for the inspector to examine.

### RETURN SHIPMENT

Return Shipments will not be accepted unless authorized in advance and an RGA# assigned by **AMSEC**, and are subject to cancellation, transportation, handling and restocking charges.

### WARRANTY SERVICE POLICY

Service performed under **AMSEC's** Limited Warranty will be considered for approval only if the following procedures and policies are followed:

1. A *Warranty Authorization Number* must be obtained from **AMSEC BEFORE ANY SERVICE WORK IS PERFORMED.** Authorization can be obtained by calling the **AMSEC** Service Department at 951-685-9680 between the hours of 7:30 a.m. and 4:30 p.m. Pacific Time, Monday through Friday. The serial number, description of the product and nature of the problem must be supplied to **AMSEC** to determine warranty status before an authorization number will be assigned. Issuance of the authorization number recognizes only the existence of a problem and does not constitute an admission of liability by **AMSEC**. Only approved service representatives will be authorized to perform warranty service.
2. **AMSEC** will send a *Warranty Service Report form (WSR)* either by mail or with any required parts. This form must be filled out and returned with your invoice and defective parts before service charges can be considered for payment.
3. **AMSEC's** warranty covers defects in workmanship and parts for one year (3 years on imported fire safes). Defective parts must be returned (not repaired unless instructed) to **AMSEC**. If parts are not returned, the warranty invoice will be denied. Do not invoice for parts. Defective parts will be replaced by **AMSEC**. State sales tax does not apply to warranty service work and will not be honored.
4. Any service performed prior to issuance of a warranty authorization number will be subject to denial. **PRICES SUBJECT TO CHANGE WITHOUT NOTICE. NOT RESPONSIBLE FOR TYPOGRAPHICAL ERRORS.**

## AMSEC GUN SAFE - RETAIL PRICE LIST (December 1, 2006) (800-421-6142)

Size	Specifications (H x W x D)	Model Number	Interior	LG/LE EDITION HIGH GLOSS		LTG/LTE EDITION TEXTURED	
				Fire	Non Fire	Fire	Non Fire
<b>HS Series</b>							
RF6528	ID 65" x 28" x 20" OD 72" x 35" x 29½"	RF6528-●-F-●-A (2¾" Door)(3455 Lbs.)	12-18-30 Gun	\$8,665		\$7,590	
SE6831	ID 68" x 31" x 21½" OD 72" x 35" x 29½"	SE6831-●-F-●-A (2¾" Door)(1800 Lbs.)	12-18-30 Gun	\$7,915		\$6,840	
<b>BF Series</b>							
BF6032	59 ¼" x 30" x 21" (4¾" Door)(810 Lbs. Estimate)	BF6032-●-F-●-A BF6032-●-F-●-AS	8-14-22 Gun All Shelves	\$2,800 \$2,800		\$2,430 \$2,430	
BF6030	59 1/4" x 30" x 26" (4¾" Door)(885 Lbs. Estimate)	BF6030-●-F-●-A BF6030-●-F-●-AS	12-18-30 Gun All Shelves	\$2,990 \$2,990		\$2,620 \$2,620	
BF6040	59¼" x 40" x 26" (4¾" Door)(1115 Lbs. Estimate)	BF6040-●-F-●-A BF6040-●-F-●-58	12-18-24-30-42 Gun 58 Gun	\$4,375 \$4,375		\$3,750 \$3,750	
BF7240	71¼" x 40" x 26" (4¾" Door)(1305 Lbs. Estimate)	BF7240-●-F-●-A BF7240-●-F-●-58	12-18-24-30-42 Gun 58 Gun	\$5,295 \$5,295		\$4,670 \$4,670	
	(4¾" Door)(1305 Lbs. Estimate)	BF7240-●-F-●-AS	All Shelves	\$5,295		\$4,670	
<b>LP Series</b>							
5517W	55¼" x 17 ¾" x 16" 232 lbs. ea., 1008 lbs-4pk All-Shelf Kit (4 shelves)	5517W-LTG-F-BK-11 (3/16" Door)(Shipped 4 per pallet, priced as each) Part# 1335274	11 gun			\$710	
NEW 5924W	59¼" x 24" x 18", 352 lbs. All-Shelf Kit (4 shelves)	5924W-LTG-F-BK-A Part# 1335275	10-10-20 Gun			\$955	
LP5924W	59¼" x 24" x 18", 478 lbs All-Shelf Kit (4 shelves)	LP5924W-LTG-F-BK-A Part# 1335275	8-8-16 Gun			\$1,200	
LP6032W	59¼" x 30" x 21", 632 lbs All-Shelf Kit (4 shelves)	LP6032W-LTG-F-BK-A Part# 1335276	10-10-20 Gun			\$1,510	
NEW LP6030W	59¼" x 30" x 26", 692 lbs All-Shelf Kit (4 shelves)	LP6030W-LTG-F-BK-A Part# 1335279	14-14-28 Gun			\$1,715	
HC1854	18" x 54¼" x 22" 375 lbs.	Horizontal Chest with 8 Gun Interior Satin Black Textured Finish				\$1,940	
HC1854-HCC	18" x 54¼" x 22" 450 lbs.	Horizontal Chest with 8 Gun Interior Specify Oak (-HCC) or Cherry finish (-HCC-CY)				\$2,925	
<b>Vault Door</b>							
VD8030	Wall Opening:79½" x 29½" Door Opening:77½" x 26½"	VD8030-LT-F-●-Textured Only (1" Door)(395 LBS. Door only / 615 LBS shipping weight)				\$3,720	
<b>Smith &amp; Wesson Home Security Safes</b>							
SW2020	20" x 20" x 20" (1" Door), 158 lbs.	2020	Includes 1 shelf			\$625	
SW3020	30" x 20" x 20" (1" Door), 215 lbs.	3020	Includes 2 shelves			\$895	
SW4020	40" x 20" x 20" (1" Door), 270 lbs.	4020	Includes 3 shelves			\$1,105	
<b>Smith &amp; Wesson Hand Gun Safes</b>							
SWVV1014	14.2 H x 10 W x 3.75 D, 11.4 lbs.	Electronic hand gun/document safe				\$245	
SWPB2	8 H x 12 W x 4 D, 8 lbs	Electronic push button lock hand gun safe (shipped in 6 unit master pack, priced as each)				\$150	
SWPB1	8 H x 12 W x 3 D, 7.5 lbs	Electronic push button lock hand gun safe (shipped in 6 unit master pack, priced as each)				\$130	
<b>Hand Gun Safes</b>							
PB1 (w/5BE)	8 H x 12 W x 3 D, 7.5 lbs	Electronic push button lock hand gun safe (shipped in 6 unit master pack, priced as each)				\$130	
PB1-M	8 H x 12 W x 3 D, 7.5 lbs	Mechanical Push button lock / hand gun safe (shipped in 6 unit master pack, priced as each)				\$180	
PB2 (w/5BE)	8 H x 12 W x 4 D, 8 lbs	Electronic Push button lock / hand gun safe (shipped in 6 unit master pack, priced as each)				\$150	
PB2-M	8 H x 12 W x 4 D, 8 lbs	Mechanical Push button lock / Hand Gun safe (shipped in 6 unit master pack, priced as each)				\$200	
ES411	4.12 H x 11.81 W x 13.87 D, 19 lbs.	Electronic hand gun safe (holds two hand guns)				\$195	

● = HIGH GLOSS; specify 'LG' for all brass, 'LE' for all chrome hardware & trim or TEXTURED; specify 'LTG' for brass 'LTE' for chrome hardware & trim

● = COLOR: HIGH GLOSS, specify BY = Burgundy, HG = Hunter Green, OX = Onyx, PW = Pearl, PL = Platinum Finish. TEXTURED, Specify BK = Satin Black, GR = Granite, ST = Sandstone, GN = Green. EXAMPLE: BF6030-LG-F-HG-A (BF 6030, with brass hardware, fire, hunter green)

Our Customer Service Dept. will be happy to help you with any questions, 800-421-6142. Monday through Friday 8:00 am to 4:30 pm.

**DAMAGE CLAIMS:** All safes are carefully packed for shipment. The manufacturer's liability ceases when the transportation carrier accepts the shipment in good condition. The carrier's liability ceases when you sign for the merchandise. **INSPECT YOUR SAFE(S) FULLY BEFORE SIGNING THE DELIVERY RECEIPT.** Although unlikely, if damage occurs, you have the option of refusing the shipment or negotiating a settlement with the carrier. To negotiate a settlement, follow these steps: 1) Note the extent of the damage on the freight bill and sign your name. 2) Save all packaging material. 3) Call the freight carrier immediately and request a damage inspection claim.

**SALES NOTICE:** Any sales of products shipped in California, Georgia or Florida are subject to sales tax, unless purchaser has on file with American Security Products, a resale certificate issued from the state products are being shipped into.

Manufacturer reserves the right to make engineering revisions and price changes without notice. Material thickness may vary due to mill tolerances. Prices subject to change without notice. Not responsible for typographical errors. Manufacturer reserves the right to make changes as necessary.

AMSEC GUN SAFE - RETAIL PRICE LIST OPTIONS (December 1, 2006) (800-421-6142)				
DESCRIPTION	PART NUMBER	SPECIFICATIONS (HxWxD)	WT.	PRICE
DOCUMENT & ELECTRONIC / RESIDENTIAL SAFES	ES1013	Elec./Fire Safe, OD: 13-1/8 x 17 x 14-3/4, Includes (1) tray	86	\$315.00
	ES1310	Elec./Fire Safe, OD: 17 x 13-1/8 x 14-3/4, Includes (1) tray	86	\$315.00
	FS1013	Fire Safe, OD: 13-1/8 x 17 x 14-3/4, Includes (1) tray	86	\$240.00
	FS1310	Fire Safe, OD: 17 x 13 x 14-3/4, Includes (1) tray	86	\$240.00
	ES9137	Elec./Burglary Safe, OD: 10.08" x 13.75" x 9.76"	24	\$140.00
	ES913	Elec./Burglary Safe, OD: 10" x 13.87" x 10.25", Includes (1) shelf	24	\$160.00
	DC23	Fire Resistant Document Case, OD: 5.625" x 15.75" x 12.25"	20	\$90.00
	DC62	Fire Resistant Document Case, OD: 12.75" x 15.75" x 12.25"	38	\$135.00
LOCK, DIAL OPTIONS & HANDLE UPGRADE	4505317-(BRS or CHR)	Electronic Lock, AMSEC ESL-10 (Installed)		\$120.00
	0615226-(BRS or CHR)	Electronic Lock, AMSEC ESL-10 (Retrofit)		\$190.00
	4505743 (Brass), 4505743-CHR (Chrome)	Electronic Lock, AMSEC ESL-10 (Installed on LP series / 5517W / 5924W / S&W Home Security safes)		\$290.00
	4505042 (Brass), 4505036 (Chrome)	S&G 6120 Round Keypad, Electronic Lock (Installed on new safe)		\$245.00
	0615096 (-02 Brass, -01 Chrome)	S&G 6120 Round Keypad, Electronic Lock (retro-fit kit)		\$305.00
	4505744 (Brass), 4505744-CHR (Chrome)	S&G 6120 Round Keypad, Electronic Lock (Installed on LP series / 5517W / 5924W / S&W Home Security safes)		\$405.00
	4505726 (Brass), 4505725 (Chrome)	S&G 6120- (211 Brass or 210 Chrome) EZ Keypad, Electronic Lock (Installed on new safe)		\$215.00
	0615594 (Brass), 0615592 (Chrome)	S&G 6120- (211 Brass or 210 Chrome) EZ Keypad, Electronic Lock retro-fit kit		\$290.00
	4505745 (Brass), 4505745-CHR (Chrome)	S&G 6120-211 EZ Keypad, Electronic Lock (Installed on LP series / 5517W / 5924W / S&W Home Security safes)		\$390.00
	4505753 (Brass)	S&G Biometric Electronic Lock, installed on new safe		\$890.00
	0615729 (Brass)	S&G Biometric Electronic Lock, retro-fit kit		\$960.00
	4505755 (Br Chrome)	S&G Biometric Electronic Lock, installed on new safe		\$725.00
	0615735 (Br Chrome)	S&G Biometric Electronic Lock, retro-fit kit		\$790.00
	4505367 (Brass), 4505752 (Br Chrome)	LaGard 3802 LG Basic Electronic Lock (Installed on new safe)		\$135.00
	0615357 (Brass), 0615641 (Br Chrome)	LaGard 3802 LG Basic Electronic Lock (retro-fit kit)		\$205.00
	4505746 (Brass), 4505746-CHR (Chrome)	LaGard 3802 LG Basic, Electronic Lock (Installed on LP series / 5517W / 5924W / S&W Home Security safes)		\$305.00
	4505527 (Brass), 4505527 (Chrome)	S&G Group II lock with key-locking spy-proof dial and ring (Installed on 5517W / 5924W / S&W Home Security safes)		\$285.00
	4505174(Brass), 4505173(Chrome)	5-spoked handle upgrade, when upgrading from a 3-spoke handle		\$75.00
TOUCH-UP PAINT	4505102	Spray Paint (Specify Color)		\$35.00
	4505101	Touch-up 2 oz. (Specify Color) Textured Finish		\$20.00
	4505108	Touch-up 2 oz. (Specify Color) High Gloss Finish		\$30.00
HC1854	HCC-01 (Oak), HCC-01-CY (Cherry)	Oak cabinet w/tan cushion or Cherry cabinet w/black cushion (for HC1854)		\$985.00
OPTIONS	HC-00 (Tan), HC-00-BK (Black)	Tan or Black cushion only (for HC1854)		\$395.00
	HCO-01 (Oak), HCY-01 (Cherry)	Oak or Cherry cabinet only (for HC1854) (oak/cherry sides, no lid)		\$590.00
ACCESSORIES	4505524	BF Upgrade to the "Premium" Package (BF Series), Includes: 5-point handle, flourescent light kit, dehumidifier rod, internal power supply and jewelers tray		\$305.00
	3645084	Shelf Pistol Rack (holds 4 pistols) 2 lbs.		\$45.00
	1345378	Wood Jewelry Tray, w/ dividers, burgundy felt lined, OD: 10-3/8"x9-3/8"x1-15/16"		\$50.00
	4505525	Fluorescent Light Kit, (1) 15" light with connector cables & door switch.		\$160.00
	4505526	Replacement Lamp, 8 Watt Fluorescent		\$20.00
	3275000	Dri-Rod Dehumidifier with detach plug, 1 lb.		\$45.00
	3645027	Desiccant (6 bags) 7 lbs.		\$45.00
	1735016	Pallet Skirt Black Velveteen, Specify model of safe		\$70.00
	1745002-01	Metal display base for LP5924W		\$45.00
	1745002-02	Metal display base for LP6032W / LP6030W		\$50.00
OAK STORAGE CABINET	1335227	Oak storage cabinet, 3 drawer, retro-fit, cabinet only		\$495.00
OD:34"h x 10¾"w x 17¾"d	4505523	Oak storage cabinet, 3 drawer, factory installed		\$495.00
ULTRA-LIFT SAFE HANDLING EQUIP.	1500UL-SMS	AMSEC Safe Moving System, includes 1500UL and options QMW, SEH, VMA and VGH listed below		\$9,845.00
	1500UL	Ultra Lift Model 1500		\$7,735.00
	1500UL-QMW	QMW - Quad Main Wheels		\$355.00
	1500UL-SEH	SEH - StrongArm Extension Handle		\$705.00
	1500UL-VMA	VMA - Vertical Move Assembly		\$760.00
	1500UL-VGH	VGH - Vacuum Grip Handle		\$290.00
	1500UL-RTA	RTA - Rough Terrain Attachment		\$625.00
	1500UL-PLE	Portable Landing Extender		\$1,240.00
	1500UL-LP6WD	Low Profile 6 Wheel Dolly		\$875.00
	1500UL-LPS	Load Positioning System		\$875.00
	1500UL-LBB	Load Balance Box		\$515.00
INTERIORS / REPLACEMENT VELOUR / (Oak)	SW2020, SW3020, SW4020	Home security safes, All Shelf		\$70.00
	LP5924W	All in one 8-8-16		\$200.00
(Does not include top, back, side walls and back cover)	LP6032W	All in one 10-10-20		\$275.00
	LP6030W	All in one 14-14-28		\$295.00
INTERIORS / REPLACEMENT PLUSH PIN-DOT (Tan)	BF6032	Specify color of interior and capacity / All in one 8-14-22 / All Shelf		\$375.00
	BF6030	Specify color of interior and capacity / All in one 12-18-30 / All Shelf		\$425.00
(Does not include back wall and back cover)	BF6040	Specify color of interior and capacity / All in one 12-18-24-30-42 / 58 / All Shelf		\$600.00
	BF7240	Specify color of interior and capacity / All in one 12-18-24-30 / 58 / All Shelf		\$690.00
	RF6528	Specify color of interior and capacity / All in one 12-18-30 / All Shelf		\$425.00

# Burglary Fire Safes

## U.L. Listed Burglary and Fire Safes

The industry's first U.L. listed, fire rated burglary safe offers an affordable solution when burglary and fire protection are an essential part of your buying decision! During Underwriter's Laboratories grueling testing procedures, the BF series earned the U.L. listed Class 350° F, One Hour Fire Label and the (RSC) Residential Security Container Burglary Label.

Model	Inside Dimension	Outside Dimension*	Clear Door	Cu. In.	Wt.	Shelves	Retail
BF1512(*)(**)	15 x 12 x 13	20¼ x 17¼ x 18¾	15 x 12	2,340	280	1	\$1,270
BF1716(*)(**)	17 x 16½ x 16	22¼ x 21¼ x 21¾	17 x 16½	4,488	385	1	\$1,535
BF2116(*)(**)	21 x 16½ x 14½	26¼ x 21¼ x 20¼	21 x 16½	5,024	470	1	\$1,605
BF3416(*)(**)†	34 x 16½ x 16	39¼ x 21¾ x 21¾	34 x 16½	8,976	615	2	\$2,010

BOLT DOWN KIT INCLUDED, \* ADD 2" FOR DIAL & HANDLE

Hardware on above safes specify (\*): Brass (LTG) on Sandstone and Chrome (LTE) on Granite

Color Options Specify (\*\*): (GR) = Granite, (ST) = Sandstone

† 1/2 hour U.L. Fire Rating

Free ESL-10 Electronic lock through 2007!

Add(E1) to part. Example: (BF1512E1)



## Burglary and Fire Composite Safes

The AMSEC CSC series composite safes are an affordable solution when you want to protect both documents from fire and valuables from burglary attacks. During extreme testing procedures the CSC series safes passed 1-hour, 350°F factory fire test certification.

a

Model	Inside Dimension	Outside Dimension*	Clear Door	Cu. In.	Wt.	Retail
CSC1717	17 x 17 x 17	22¾ x 22¾ x 24¾	17 x 17	4,913	652	\$1,240
CSC2517	25 x 17 x 17	30¾ x 22¾ x 24¾	25 x 17	7,225	896	\$1,410
CSC3417	34 x 17 x 17	39¾ x 22¾ x 24¾	34 x 17	9,826	1,055	\$1,530

Attractive textured Parchment finish.

Equipped with AMSEC ESL-10 Electronic Lock



## Premier Series Safes

Same burglary and fire features as above, available in 5 high gloss colors.

Model	Inside Dimension	Outside Dimension*	Cu. In.	Wt.	Shelves	Retail
BF1512(*)	15 x 12 x 13	20¼ x 17¼ x 18¾	2,340	280	1	\$1,790
BF1716(*)	17 x 16½ x 16	22¼ x 21¼ x 21¾	4,488	385	1	\$2,055
BF2116(*)	21 x 16½ x 14½	26¼ x 21¼ x 20¼	5,024	470	1	\$2,125
BF3416(*)	34 x 16½ x 16	39¼ x 21¾ x 21¾	8,976	615	2	\$2,530
CE1814(*)	18 x 14 x 12	25 x 21 x 21½	3,024	700	1	\$2,880
CE2518(*)	25 x 18 x 16	32 x 25 x 24½	7,200	1110	2	\$3,365

Color Options Specify (\*): BY = Burgundy, HG = Hunter Green, OX = Onyx, PW = Pearl and PL = Platinum Finish

Hardware on above safes will be in brass (LG)

### U.L. Listed 2 Hour Fire Safes

Model	Inside Dim H x W x D	Outside Dim H x W x D	Cu. In.	Weight	Velour Interior	Retail Retail
UL1511(*)(**)	15½ x 11½ x 12	21 x 17 x 18½	2,139	185	1 Adj. Shelf 1 Base	<b>\$665</b>
UL1812(*)(**)	18½ x 12½ x 12	24½ x 18 x 18½	2,775	250	1 Adj. Shelf 1 Base	<b>\$765</b>
UL1812XD(*)(**)	18½ x 12½ x 17	24½ x 18 x 23½	3,931	305	1 Adj. Shelf 1 Base	<b>\$900</b>
UL2018(*)(**)	20 x 18 x 18	30¼ x 25½ x 25½	6,480	495	2 Adj. Shelf 1 Base	<b>\$1,400</b>
UL2818(*)(**)	28 x 18 x 18	38¼ x 25½ x 25½	9,072	695	2 Adj. Shelf 1 Base	<b>\$1,670</b>
UL3918(*)(**)	39 x 18 x 18	49¼ x 25½ x 25½	12,636	835	2 Adj. Shelf 1 Base	<b>\$1,800</b>

\* ADD 2" FOR HANDLE, DIAL AND HINGE PROJECTION. OUTSIDE HEIGHT INCLUDES 1" HIGH RUBBER FEET ON MODELS UL1511-UL1812XD;  
2¼" FOR CASTERS ON THE THREE LARGEST MODELS.

Hardware on above safes specify (\*): Brass (LTG) on Sandstone and Chrome (LTE) on Granite  
Color Options Specify (\*\*): (GR) = Granite, (ST) = Sandstone

### Imported - Fire Resistant Safes

Model	Fire Rating	Inside Dim	Outside Dim**	Clear Door	Cu. In.	Wt.	Retail
ES1013	1 HR. 350°F	9¼ x 13¼ x 9½	13⅞ x 17 x 14¾	9¼ x 13¼	1,164	86	<b>\$315</b>
ES1310	1 HR. 350°F	13¼ x 9¼ x 9½	17 x 13⅞ x 14¾	13¼ x 9¼	1,164	86	<b>\$315</b>
FS1013	1 HR. 350°F	9¼ x 13¼ x 9½	13⅞ x 17 x 14¾	9¼ x 13¼	1,164	86	<b>\$250</b>
FS1310	1 HR. 350°F	13¼ x 9¼ x 9½	17 x 13⅞ x 14¾	13¼ x 9¼	1,164	86	<b>\$250</b>
FS3316	2 HR. 350°F	33½ x 16⅞ x 14¾	43¼ x 24 x 24¾	33½ x 16⅞	8,153	573	<b>\$1,660</b>
FS4122	2 HR. 350°F	41¼ x 22⅞ x 18¼	51¼ x 29½ x 28¼	41¼ x 22⅞	16,750	842	<b>\$1,940</b>
FS4922	2 HR. 350°F	49¼ x 22⅞ x 18¼	59⅞ x 29½ x 28¼	49¼ x 22⅞	19,998	974	<b>\$3,175</b>
FS5722	2 HR. 350°F	57⅞ x 22⅞ x 18¼	66⅞ x 29½ x 28¼	57⅞ x 22⅞	23,237	1102	<b>\$3,255</b>
FS5737DD	2 HR. 350°F	57⅞ x 37⅞ x 17⅞	67¼ x 45 x 27½	57⅞ x 37⅞	38,107	1455	<b>\$4,845</b>

### Molded Waterproof Fire Resistant Security Chest & File

DC23	½ HR. 1550°F	2.75" x 12" x 8.62"	5.625" x 15.75" x 12.25"	284	20	<b>\$90</b>
DC62	½ HR. 1550°F	10.25" x 12" x 8.25"	12.75" x 15.75" x 12.25"	1,015	38	<b>\$135</b>

### Fire Resistant Security Media Chest

MC15	1 HR. 1550°F	6 x 8.43 x 5	13.12 x 15.87 x 12.43	253	65	<b>\$385</b>
------	--------------	--------------	-----------------------	-----	----	--------------

\*\* ADD 2" FOR HANDLE, DIAL AND HINGE PROJECTION. ABOVE DIMENSIONS HAVE BEEN CONVERTED FROM METRIC MEASUREMENTS. PLEASE ALLOW  
+¼" TO ¼" VARIATION FOR BOTH OUTER AND INNER DIMENSIONS

### Accessories

	Description	Retail
SHELVES FOR FIRE-STAR FIRE RESISTIVE SAFES	SHELF, FS3316	1315292 <b>\$60</b>
	SHELF, FS4122	1315293 <b>\$70</b>
	SHELF, FS4922	1315293 <b>\$70</b>
	SHELF, FS5722	1315293 <b>\$70</b>
	SHELF, FS5737DD	1315294 <b>\$70</b>
PLASTIC TRAYS FOR FIRE-STAR FIRE RESISTIVE SAFES	TRAY, ES & FS1013	1645009 <b>\$20</b>
	TRAY, ES & FS1310	1645010 <b>\$20</b>
ELECTRONIC LOCK OPTION	AVAILABLE ON FS3821 AND LARGER SAFES ONLY (Electronic Lock not included, see pages 22-24)	4505703 <b>\$215</b>

**B-Rate Free Standing Security Chest**

Model	Inside Dimension	Outside Dimension	Clear Door	Cu. In.	Wt.	Retail
US2015C	20 x 15¼ x 15	20¼ x 15½ x 18	15¾ x 10¾	4575	110	\$1,365

\* Add 2" to outside depth for handle, dial and hinge projection. Standard with 2 shelves

**B-Rate Wide Body Chests**

Model	Inside Dimension	Outside Dimension	Clear Door	Cu. In.	Wt.	Shelves	Retail
☞BWB2020	19¾ x 19¾ x 17	20 x 20 x 20	14¾ x 16¼	6,631	170	1	\$730
BWB2025	19¾ x 24¾ x 22	20 x 25 x 25	14¾ x 21¼	12,500	250	1	\$1,615
☞BWB3020	29¾ x 19¾ x 17	30 x 20 x 20	24¾ x 16¼	9,988	270	2	\$900
BWB3025	29¾ x 24¾ x 22	30 x 25 x 25	24¾ x 21¼	16,198	290	2	\$1,930
☞BWB4020	39¾ x 19¾ x 17	40 x 20 x 20	34¾ x 16¼	13,346	340	3	\$1,310
BWB4025	39¾ x 24¾ x 22	40 x 25 x 25	34¾ x 21¼	21,644	390	3	\$2,175

☞Factory Pre-Set Combination Up-Charge / All combinations Part #4505813 ADD \$50

are set on "50" unless otherwise specified.

**B-Rate Premium Free Standing Security Chest**

Model	Inside Dimension	Outside Dimension	Clear Door	Cu. In.	Wt.	Shelves	Retail
BLB2018	20 x 18 x 12	20½ x 18½ x 15	18 x 16	4,320	200	2	\$2,050
BLB3018	30 x 18 x 16	30½ x 18½ x 19	28 x 16	8,640	300	2	\$2,315
BLB3024	30 x 24 x 20	30½ x 24½ x 23	28 x 22	14,400	360	3	\$2,665
BLB4024	40 x 24 x 20	40½ x 24½ x 23	38 x 22	19,200	445	4	\$3,190

\* Add 2" to outside depth for handle, dial and hinge projection. Custom design available on request.

**C-Rate Premium Free Standing Security Chest**

Model	Inside Dimension	Outside Dimension	Clear Door	Cu. In.	Wt.	Shelves	Retail
BLC2018	20 x 18 x 12	21 x 19 x 16	18½ x 16½	4,320	370	2	\$3,150
BLC3018	30 x 18 x 16	30½ x 18½ x 19	28½ x 16½	8,640	550	2	\$3,960
BLC3024	30 x 24 x 20	30½ x 24½ x 23	28½ x 22½	14,400	740	3	\$5,235
BLC4024	40 x 24 x 20	40½ x 24½ x 23	38½ x 22½	19,200	925	4	\$6,085

\* Add 2" to outside depth for handle, dial and hinge projection. Custom design available on request.

**B-Rate Free Standing Mini Safe**

Model	Inside Dimension	Outside Dimension	Clear Door	Cu. In.	Wt.	Retail
☞MS1414C	13¾ x 13¾ x 11	14 x 14 x 14	9¾ x 9¾	2080	70	\$445
MS1414K	13¾ x 13¾ x 11	14 x 14 x 14	9¾ x 9¾	2080	70	\$415

☞Factory Pre-Set Combination Up-Charge / All combinations Part #4505813 ADD \$50

are set on "50" unless otherwise specified.

C = Combination Lock, K = Dual Control Key Lock  
 FOR SLOT 1/2" x 5" WITH BAFFLE, ADD \$30.00  
 Optional UPS Packaging available, see Inside Front Cover for Information

**Misc. Security Containers****Cash Boxes**

<b>Model</b>	<b>Inside Dimensions H x W x D</b>	<b>Outside Dimensions H x W x D</b>	<b>Wt. Lbs.</b>	<b>Retail Price</b>
<b>NEW CB311</b> (Key operated)	2.9 x 11.19 x 7.50	3.25 x 11.38 x 7.88	4.4	<b>\$45</b>
CB411	3.50 x 10.88 x 6.81	4.13 x 11 x 7.56	3.8	<b>\$30</b>
KB66	2.38 x 6.5 x 6.5	2.75 x 6.75 x 6.75	2.1	<b>\$45</b>
<b>NEW KB311</b> (Key operated)	2.88 x 11.31 x 7.38	3.13 x 11.5 x 7.75	4	<b>\$45</b>
SB412	3.25 x 11.75 x 7.255	4 x 12.75 x 8.38	7.3	<b>\$35</b>

**ES Series**

<b>Model</b>	<b>Inside Dimension</b>	<b>Outside Dimension</b>	<b>Clear Door</b>	<b>Cu. In.</b>	<b>Wt.</b>	<b>Retail</b>
ES9137	9.75 x 13.56 x 9.06	10.08 x 13.75 x 9.76	8 x 10	1,198	24	<b>\$140</b>
ES913	9.62 x 13.56 x 9.62	10 x 13.87 x 10.25	7.75 x 10.75	1,255	24	<b>\$160</b>
ES1114	11.5 x 14.75 x 10.87	11.75 x 14.87 x 12.12	9.75 x 11.875	1,843	34	<b>\$195</b>
ES411	4.12 x 11.81 x 13.87	5.18 x 11.87 x 14.06	10.25 x 11.625	674	19	<b>\$195</b>

**Hotel Safe**

<b>Model</b>	<b>Inside Dimension</b>	<b>Outside Dimension</b>	<b>Clear Door</b>	<b>Cu. In.</b>	<b>Wt.</b>	<b>Retail</b>
HR916E	8 x 15 $\frac{3}{4}$ x 11	9 x 16 x 14	7 x 12	1386	36	<b>\$360</b>
HRC916E	8 x 15 $\frac{3}{4}$ x 11	9 x 16 x 14	7 x 12	1386	36	<b>\$410</b>
HRPED		15" High Pedestal				<b>\$55</b>
HRPROG		Hand Held Printout Interrogation Device				<b>\$210</b>

\* ADD 2" TO OUTSIDE DEPTH FOR KEYPAD.

**MB1 Mini-Bank**

<b>Model</b>	<b>Description</b>	<b>Outside Dimension</b>	<b>Retail</b>
MB1	Mini Coin Bank	5 $\frac{1}{4}$ x 4 $\frac{1}{4}$ x 3 $\frac{1}{8}$	<b>\$20</b>

**Model DXE (TL-15) Model DXF (TL-30)**  
**Plate Body and Plate Door**  
 When ordering, state DXE (TL-15) or DXF (TL-30) before model number

MODEL # Please use prefix (DXE, DXF)	INSIDE DIM. H" x W" x D" DXE**/DXF	OUTSIDE DIMENSIONS*						CUBIC INCH CAP. DXE / DXF	WEIGHT LBS. DXE / DXF	DXE CLEAR DOOR OPENING	DXF CLEAR DOOR OPENING	DXE TL-15 DXF TL-30 RETAIL
		H" x W" x D"			H" x W" x D"							
		DXE			DXF							
1212	12½ x 12½ x 12	13½	13½	16¼	14	14	17½	1,875 / 1,875	212 / 332	11½ x 11¼	11½ x 11¼	Quoted Upon Request
1414	14½ x 14½ x 12	15½	15½	16¼	16	16	17½	2,523 / 2,523	254 / 402	13½ x 13¼	13½ x 13¼	
1616	16½ x 16½ x 12	17½	17½	16¼	18	18	17½	3,267 / 3,267	298 / 478	15½ x 14¾	15½ x 15	
1818	18½ x 18½ x 12	19½	19½	16¼	20	20	17½	4,107 / 4,107	349 / 564	17½ x 16¾	17½ x 17	
2018	20½ x 18½ x 16	21½	19½	20¼	22	20	21½	6,068 / 6,068	419 / 675	19½ x 16¾	19½ x 17	
2020	20½ x 20½ x 20	21½	21½	24¼	22	22	25½	8,405 / 8,405	494 / 795	19½ x 18¾	19½ x 19	
2416	24½ x 16½ x 16	25½	17½	20¼	26	18	21½	6,468 / 6,468	442 / 713	23½ x 14¾	23½ x 15	
2420	24½ x 20½ x 20	25½	21½	24¼	26	22	25½	10,045 / 10,045	555 / 899	23½ x 18¾	23½ x 19	
2424	24½ x 24½ x 20	25½	25½	24¼	26	26	25½	12,005 / 12,005	620 / 1,013	23½ x 22¾	23½ x 23	
2424XD	24½ x 24½ x 24	25½	25½	28¼	26	26	29½	14,406 / 14,406	677 / 1,098	23½ x 22¾	23½ x 23	
3018	30½ x 18½ x 16	31½	19½	20¼	32	20	21½	9,028 / 9,028	558 / 909	29½ x 16¾	29½ x 17	
3018XD	30½ x 18½ x 20	31½	19½	24¼	32	20	25½	11,285 / 11,285	614 / 995	29½ x 16¾	29½ x 17	
3020	30½ x 20½ x 20	31½	21½	24¼	32	22	25½	12,505 / 12,505	651 / 1,060	29½ x 18¾	29½ x 19	
3024	30½ x 24½ x 20	31½	25½	24¼	32	26	25½	14,945 / 14,945	725 / 1,191	29½ x 22¾	29½ x 23	
3028	30½ x 28½ x 20	31½	29½	24¼	32	30	25½	17,385 / 17,385	799 / 1,321	29½ x 26¾	29½ x 27	
3030	30½ x 30½ x 20	31½	31½	24¼	32	32	25½	18,605 / 18,605	835 / 1,387	29½ x 28¾	29½ x 29	
3624	36½ x 24½ x 20	37½	25½	24¼	38	26	25½	17,885 / 17,885	825 / 1,363	35½ x 22¾	35½ x 23	
4024	40½ x 24½ x 20	41½	25½	24¼	42	26	25½	19,845 / 19,845	891 / 1,479	39½ x 22¾	39½ x 23	
4034	40½ x 34½ x 26	41½	35½	30¼	42	36	31½	36,329 / 36,329	1,240 / 2,070	39½ x 32¾	39½ x 33	
4524	45½ x 24½ x 20	46½	25½	24¼	47	26	25½	22,295 / 22,295	975 / 1,623	44½ x 22¾	44½ x 23	
5024	50½ x 24½ x 20	51½	25½	24¼	52	26	25½	24,745 / 24,745	1,058 / 1,767	49½ x 22¾	49½ x 23	
5030	50½ x 30½ x 20	51½	31½	24¼	52	32	25½	30,805 / 30,805	1,211 / 2,047	49½ x 28¾	49½ x 29	
5034	50½ x 34½ x 26	51½	35½	30¼	52	36	31½	45,299 / 45,299	1,459 / 2,454	49½ x 32¾	49½ x 33	
5224	52½ x 24½ x 20	53½	25½	24¼	54	26	25½	25,725 / 25,725	1,091 / 1,824	51½ x 22¾	51½ x 23	
5234	52½ x 34½ x 20	53½	35½	24¼	54	36	25½	36,225 / 36,225	1,353 / 2,305	51½ x 32¾	51½ x 33	
6030	60½ x 30½ x 20	61½	31½	24¼	62	32	25½	36,905 / 36,905	1,404 / 2,382	59½ x 28¾	59½ x 29	
6034	60½ x 34½ x 20	61½	35½	24¼	62	36	25½	41,745 / 41,745	1,520 / 2,597	59½ x 32¾	59½ x 33	
7234	72½ x 34½ x 26	73½	35½	30¼	74	36	31½	65,033 / 65,033	1,951 / 3,308	71½ x 32¾	71½ x 33	
8234	82½ x 34½ x 26	83½	35½	30¼	84	36	31½	74,003 / 74,003	2,169 / 3,692	81½ x 32¾	81½ x 33	

\* Add 2" to outside depth for handle, dial and hinge projection.

Optional Shelves Available

## Model CDXE (TL-15) Model CDXF (TL-30)

### Composite Body and Plate Door

When ordering, state CDXE (TL-15) or CDXF (TL-30) before model number

MODEL # Please use prefix (CDXE, CDXF)	INSIDE DIM. H" x W" x D" CDXE** / CDXF	OUTSIDE DIMENSIONS*			CUBIC " CAP. CDXE / CDXF	WEIGHT LBS. CDXE / CDXF	CLEAR DOOR OPENING	CDXE TL-15 RETAIL	CDXF TL-30 RETAIL
		Height / Width		Depth					
		CDXE & CDXF	CDXE	CDXF					
1212	12 x 12 x 12	18¾ x 18½	19	19¾	1,728	457 / 498	11 x 10¾	Quoted Upon Request	Quoted Upon Request
1414	14 x 14 x 12	20¾ x 20½	19	19¾	2,352	536 / 589	13 x 12¾		
1616	16 x 16 x 12	22¾ x 22½	19	19¾	3,072	618 / 684	15 x 14¾		
1818	18 x 18 x 12	24¾ x 24½	19	19¾	3,888	710 / 790	17 x 16¾		
2018	20 x 18 x 16	26¾ x 24½	23	23¾	5,760	857 / 945	19 x 16¾		
2020	20 x 20 x 20	26¾ x 26½	27	27¾	8,000	1018 / 1115	19 x 18¾		
2416	24 x 16 x 16	30¾ x 22½	23	23¾	6,144	902 / 995	23 x 14¾		
2420	24 x 20 x 20	30¾ x 26½	27	27¾	9,600	1131 / 1245	23 x 18¾		
2424	24 x 24 x 20	30¾ x 30½	27	27¾	11,520	1254 / 1387	23 x 22¾		
2424XD	24 x 24 x 24	30¾ x 30½	31	31¾	13,824	1381 / 1514	23 x 22¾		
3018	30 x 18 x 16	36¾ x 24½	23	23¾	8,640	1105 / 1232	29 x 16¾		
3018XD	30 x 18 x 20	36¾ x 24½	27	27¾	10,800	1235 / 1080	29 x 16¾		
3020	30 x 20 x 20	36¾ x 26½	27	27¾	12,000	1301 / 1440	29 x 18¾		
3024	30 x 24 x 20	36¾ x 30½	27	27¾	14,400	1438 / 1601	29 x 22¾		
3028	30 x 28 x 20	36¾ x 34½	27	27¾	16,800	1574 / 1762	29 x 26¾		
3030	30 x 30 x 20	36¾ x 36½	27	27¾	18,000	1641 / 1841	29 x 28¾		
3624	36 x 24 x 20	42¾ x 30½	27	27¾	17,280	1626 / 1819	35 x 22¾		
4024	40 x 24 x 20	46¾ x 30½	27	27¾	19,200	1749 / 1962	39 x 22¾		
4034	40 x 34 x 26	46¾ x 40½	33	33¾	35,360	2424 / 2717	39 x 32¾		
4524	45 x 24 x 20	51¾ x 30½	27	27¾	21,600	1901 / 2139	44 x 22¾		
5024	50 x 24 x 20	56¾ x 30½	27	27¾	24,000	2054 / 2317	49 x 22¾		
5030	50 x 30 x 20	56¾ x 36½	27	27¾	30,000	2326 / 2648	49 x 28¾		
5034	50 x 34 x 26	56¾ x 40½	33	33¾	44,200	2821 / 3183	49 x 32¾		
5224	52 x 24 x 20	58¾ x 30½	27	27¾	24,960	2115 / 2388	51 x 22¾		
5234	52 x 34 x 20	58¾ x 40½	27	27¾	35,360	2582 / 2957	51 x 32¾		
6030	60 x 30 x 20	66¾ x 36½	27	27¾	36,000	2671 / 3054	59 x 28¾		
6034	60 x 30 x 20	66¾ x 40½	27	27¾	40,800	2877 / 3308	59 x 32¾		
7234	72 x 34 x 26	78¾ x 40½	33	33¾	63,648	3706 / 4218	71 x 32¾		
8234	82 x 34 x 26	88¾ x 40½	33	33¾	72,488	4103 / 4685	81 x 32¾		

\* Add 2" to outside depth for handle, dial and hinge projection.

Optional Shelves Available

# High Security Composite Safes

## AmVault TL-15

Model	Inside Dimension	Outside Dimension*	Cu. Ft.	Wt.	Shelves	Retail
CE1814**	18 x 14 x 12	25 x 21 x 21½	1.8	700	1	\$2,180
CE2518	25 x 18 x 16	32 x 25 x 25½	4.2	1,110	1	\$2,665
CE3524	35 x 24 x 20	42 x 31 x 29½	9.7	1,720	2	\$4,350
CE4524	45 x 24 x 20	52 x 31 x 29½	12.5	2,060	3	\$4,670
CE5524	55 x 24 x 20	62 x 31 x 29½	15.3	2,410	3	\$5,475
CE6528	65 x 28 x 20	72 x 35 x 29½	21.1	3,028	4	\$6,200
CE7236	72 x 36 x 23	79 x 43 x 32½	34.5	4,000	4	\$8,105

\* Add 2" to outside depth for handle, dial and hinge projection. Left Swing Models: After model #, use suffix L (Longer Leadtime)

## AmVault TL-30

Model	Inside Dimension	Outside Dimension*	Cu. Ft.	Wt.	Shelves	Retail
CF1814**	18 x 14 x 12	25 x 21 x 21½	1.8	710	1	\$3,055
CF2518	25 x 18 x 16	32 x 25 x 25½	4.2	1,125	1	\$3,545
CF3524	35 x 24 x 20	42 x 31 x 29½	9.7	1,764	2	\$4,705
CF4524	45 x 24 x 20	52 x 31 x 29½	12.5	2,100	3	\$5,365
CF5524	55 x 24 x 20	62 x 31 x 29½	15.3	2,474	3	\$6,235
CF6528	65 x 28 x 20	72 x 35 x 29½	21.1	3,206	4	\$7,165
CF7236	72 x 36 x 23	79 x 43 x 32½	34.5	4,270	4	\$8,945

\* Add 2" to outside depth for handle, dial and hinge projection. \*\*Models 1814 can not be equipped with an auxiliary lock, 3-way boltwork or glass relock mechanism. Left Swing Models: After model #, use suffix L (Longer Leadtime)

## Factory Installed AmVault Options

Model	Description	Factory Installed	Retro Fit	Kit
<b>Auxiliary Keylocks</b>	S&G 6870 Auxiliary High Security Keylock	4505044	\$210	
<b>3-Way Active Boltwork (TL-30 Only)</b>	Fits Models CF2518	0315277-01	\$155	0315277-01 \$155
	Fits Models CF3524 & CF5524	0315277-02	\$155	0315277-02 \$155
	Fits Models CF4524 & CF6528	0315277-03	\$155	0315277-03 \$155
	Fits Models CF7236	0315277-04	\$155	0315277-04 \$155
<b>Glass Relocking Mechanism*</b>	Fits Models CF2518, CF7236	0945000	\$100	0945001 \$100
<b>Pull Handle Assembly</b>	Fits Models CE/CF 3524 to CE/CF 7236	0345032	\$155	0345061 \$155

\* All safes utilizing the glass relocking mechanism must be equipped with an auxiliary lock and 3-way boltwork

## ACF TL-30

Model	Inside Dimension	Outside Dimension*	Clear Door	Cu. In.	Wt.	Retail
ACF 2020	20 x 20 x 20	26¾ x 26½ x 28¾	19 x 18¾	8,000	1,114	Quoted Upon Request
ACF 2020XD	20 x 20 x 24	26¾ x 26½ x 32¾	19 x 18¾	9,600	1,201	
ACF 3020	30 X 20 X 20	36¾ x 26½ x 28¾	29 x 18¾	12,000	1,400	
ACF 3020XD	30 X 20 X 24	36¾ x 26½ x 32¾	29 x 18¾	14,400	1,531	
ACF 4024	40 X 24 X 20	46¾ x 30½ x 28¾	39 x 22¾	19,200	1,880	
ACF 4024XD	40 X 24 X 24	46¾ x 30½ x 32¾	39 x 22¾	23,040	1,865	
ACF 5024	50 X 24 X 20	56¾ x 30½ x 28¾	49 x 22¾	24,000	2,217	
ACF 5024XD	50 X 24 X 24	56¾ x 30½ x 32¾	49 x 22¾	28,800	2,401	
ACF 6030	60 X 30 X 20	66¾ x 36½ x 28¾	59 x 28¾	36,000	2,890	
ACF 6030XD	60 X 30 X 26	66¾ x 36½ x 34¾	59 x 28¾	46,800	3,225	

\* Add 2" to outside depth for handle, dial and hinge projection. Standard with two shelves.

Optional 3-way boltwork available on the ACF line, retail price \$160.00. Custom size/design quoted upon request.

# Depository Safes

## "B" Rate Rotary and Front Loading Safes

Model	Inside Dimension H x W x D	Outside Dimension H x W x D	Clear Door H x W x D	Cu. In.	Wt.	Retail
DST2014K*	11½ x 13¾ x 11	20¼ x 14 x 14	9¾ x 9¾	1,739	98	<b>\$530</b>
☞ DST2014C*	11½ x 13¾ x 11	20¼ x 14 x 14	9¾ x 9¾	1,739	98	<b>\$560</b>
DSF2014K*	10 x 13¾ x 11	20¼ x 14 x 14	9¾ x 9¾	1513	94	<b>\$485</b>
☞ DSF2014C*	10 x 13¾ x 11	20¼ x 14 x 14	9¾ x 9¾	1513	94	<b>\$515</b>
DSR2014K*	10 x 13¾ x 11	20¼ x 14 x 14	9¾ x 9¾	1513	94	<b>\$555</b>
☞ DSR2014C*	10 x 13¾ x 11	20¼ x 14 x 14	9¾ x 9¾	1513	94	<b>\$585</b>
☞ DSC2014KC**	BOT 10¼ x 13¾ x 11 TOP 6⅞ x 13¾ x 12⅞	27¼ x 14 x 14	BOT 9¾ x 9¾ TOP 6 x 10⅝	1513 1127	100	<b>\$680</b>
DST2714K*	18½ x 13¾ x 11	27¼ x 14 x 14	9¾ x 9¾	2798	116	<b>\$740</b>
☞ DST2714C*	18½ x 13¾ x 11	27¼ x 14 x 14	9¾ x 9¾	2798	116	<b>\$770</b>
DSF2714K*	17¼ x 13¾ x 11	27¼ x 14 x 14	9¾ x 9¾	2609	108	<b>\$695</b>
☞ DSF2714C*	17¼ x 13¾ x 11	27¼ x 14 x 14	9¾ x 9¾	2609	110	<b>\$725</b>
DSR2714K*	17¼ x 13¾ x 11	27¼ x 14 x 14	9¾ x 9¾	2609	108	<b>\$755</b>
☞ DSR2714C*	17¼ x 13¾ x 11	27¼ x 14 x 14	9¾ x 9¾	2609	110	<b>\$785</b>
☞ DST3214CK	TOP 12¼ x 13¾ x 11 BOT 11¼ x 13¾ x 11	32¼ x 14 x 14	9¾ x 9¾	1664 1890	152	<b>\$1,000</b>
☞ DST3214CC	TOP 12¼ x 13¾ x 11 BOT 11¼ x 13¾ x 11	32¼ x 14 x 14	9¾ x 9¾	1664 1890	152	<b>\$1,030</b>
DST3214KK	TOP 12¼ x 13¾ x 11 BOT 11¼ x 13¾ x 11	32¼ x 14 x 14	9¾ x 9¾	1664 1890	152	<b>\$970</b>
☞ DSF3214CK	TOP 11¼ x 13¾ x 11 BOT 12½ x 13¾ x 11	32¼ x 14 x 14	9¾ x 9¾	1437 1890	144	<b>\$955</b>
☞ DSF3214CC	TOP 11¼ x 13¾ x 11 BOT 12½ x 13¾ x 11	32¼ x 14 x 14	9¾ x 9¾	1815 1702	144	<b>\$985</b>
DSF3214KK	TOP 11¼ x 13¾ x 11 BOT 12½ x 13¾ x 11	32¼ x 14 x 14	9¾ x 9¾	1815 1702	144	<b>\$925</b>
DST2731CC	LEFT 18½ x 14⅜ x 18 RIGHT 27 x 16 x 18	27¼ x 30¾ x 21	LEFT 9 x 9⅞ RIGHT 22½ x 14⅜	4787 7776	285	<b>\$1,625</b>
DST2731KC	LEFT 18½ x 14⅜ x 18 RIGHT 27 x 16 x 18	27¼ x 30¾ x 21	LEFT 9 x 9⅞ RIGHT 22½ x 14⅜	4787 7776	285	<b>\$1,570</b>
DST2731KK	LEFT 18½ x 14⅜ x 18 RIGHT 27 x 16 x 18	27¼ x 30¾ x 21	LEFT 9 x 9⅞ RIGHT 22½ x 14⅜	4787 7776	285	<b>\$1,515</b>
DSF2731CC	LEFT 16¾ x 14⅜ x 18 RIGHT 27 x 16 x 18	27¼ x 30¾ x 21	LEFT 9 x 9⅞ RIGHT 22½ x 14⅜	4399 7776	276	<b>\$1,570</b>
DSF2731KC	LEFT 16¾ x 14⅜ x 18 RIGHT 27 x 16 x 18	27¼ x 30¾ x 21	LEFT 9 x 9⅞ RIGHT 22½ x 14⅜	4399 7776	276	<b>\$1,515</b>
DSF2731KK	LEFT 16¾ x 14⅜ x 18 RIGHT 27 x 16 x 18	27¼ x 30¾ x 21	LEFT 9 x 9⅞ RIGHT 22½ x 14⅜	4399 7776	276	<b>\$1,460</b>
☞ <b>Factory Pre-Set Combination Up-Charge / All combinations are set on "50" unless otherwise specified.</b>				Part #4505813	ADD	<b>\$50</b>
COIN RACK FOR MODEL 2731 (4 opening)				Part #1615009	ADD	<b>\$100</b>

T=Top Load Depository F=Front Load Depository R=Reverse Hopper K=Dual Control Key Lock C=Combo Lock E=Electronic Lock

\*Optional UPS Packaging available, see Inside Front Cover for information.

\*\*Camlock on locker, combination on deposit safe.

## BWB Wide Body Series

### Front Load Depository Chests

Model	Inside Dimension Storage Area**	Outside Dim. Total Unit	Clear Door Safe Only	Cu. In. Storage**	Wt.	No. of Shelves	Retail*
☞ BWB2020FL	9 x 19¾ x 17	29¾ x 20 x 20	14¾ x 16¼	3,022	240	0	<b>\$960</b>
☞ BWB2020FLNL (No interior locker)	19¾ x 19¾ x 17	29¾ x 20 x 20	14¾ x 16¼	6,630	240	0	<b>\$890</b>
BWB2020FLR**	9 x 19¾ x 17	29¾ x 20 x 20	14¾ x 16¼	3,022	240	0	<b>\$1,400</b>
☞ BWB3020FL	19 x 19¾ x 17	39¾ x 20 x 20	24¾ x 21¼	6,380	305	2	<b>\$1,040</b>
BWB3020FLR**	19 x 19¾ x 17	39¾ x 20 x 20	24¾ x 21¼	6,380	305	2	<b>\$1,740</b>
☞ BWB4020FL	29 x 19¾ x 17	49¾ x 20 x 20	34¾ x 16¼	9,737	378	3	<b>\$1,650</b>
BWB4020FLR**	29 x 19¾ x 17	49¾ x 20 x 20	34¾ x 16¼	9,737	378	3	<b>\$1,865</b>
BWB2025FL	9 x 24¾ x 22	29¾ x 25 x 25	14¾ x 21¼	4,900	285	1	<b>\$1,940</b>
BWB2025FLR**	9 x 24¾ x 22	29¾ x 25 x 25	14¾ x 21¼	4,900	285	1	<b>\$1,940</b>
BWB3025FL	19 x 24¾ x 22	39¾ x 25 x 25	24¾ x 21¼	10,345	386	2	<b>\$2,375</b>
BWB3025FLR**	19 x 24¾ x 22	39¾ x 25 x 25	24¾ x 21¼	10,345	386	2	<b>\$2,375</b>
BWB4025FL	29 x 24¾ x 22	49¾ x 25 x 25	34¾ x 21¼	15,790	425	3	<b>\$2,705</b>
BWB4025FLR**	29 x 24¾ x 22	49¾ x 25 x 25	34¾ x 21¼	15,790	425	3	<b>\$2,705</b>

\*\*Reverse Facing Hopper

### B-Rate Wide Body Depository Chests With Drawer or Slot(s)

Model	Inside Dimension Storage Area**	Outside Dimension	Clear Door	Cu. In.†	Wt.	Retail
☞ BWB3020D1	19 x 19¾ x 17	30 x 20 x 20	24¾ x 16¼	6,380	270	<b>\$1,440</b>
☞ Factory Pre-Set Combination Up-Charge / All combinations are set on "50" unless otherwise specified						<b>\$50</b>
				Part 4505813	ADD	

\*Inner locker - Standard Lock Medeco.

Inner locker with S&G combo lock, add \$145 to above retail.

Inner locker with 4440 Dual Lock, add \$55 to above retail.

\*\* Inner locker specification:

20" depth = ID, 6 ½ x 19¾ x 13½ / cu. In. = 1633

25" depth = ID, 6 ½ x 24¾ x 18½ / cu. In. = 2804



### Standard BWB Depository Safes Equipped with The SafeWizard®

Add (-SW) to the suffix of any standard BWB depository safe	<b>2 Lock System ADD</b>	<b>\$1,375</b>
	<b>1 Outer Door ADD</b>	<b>\$1,195</b>

## The SafeWizard®

Model	Inside Dimension H x W x D	Outside Dim. H x W x D	Clear Door Safe Only	Cu. In.	Wt.	No. of Shelves	Retail
BSW2020	LOCKER: 6 $\frac{1}{8}$ x 19 $\frac{3}{4}$ x 13 $\frac{1}{2}$ STORAGE: 9 $\frac{1}{8}$ x 19 $\frac{3}{4}$ x 17	22 x 20 x 20	14 $\frac{3}{4}$ x 16 $\frac{1}{4}$	1,633 3,022	190	0	<b>\$3,465</b>
BSW3020	LOCKER: 6 $\frac{1}{8}$ x 19 $\frac{3}{4}$ x 13 $\frac{1}{2}$ STORAGE: 19 $\frac{1}{8}$ x 19 $\frac{3}{4}$ x 17	32 x 20 x 20	24 $\frac{3}{4}$ x 16 $\frac{1}{4}$	1,633 6,380	250	2	<b>\$3,765</b>
BSW4020	LOCKER: 6 $\frac{1}{8}$ x 19 $\frac{3}{4}$ x 13 $\frac{1}{2}$ STORAGE: 29 $\frac{1}{8}$ x 19 $\frac{3}{4}$ x 17	42 x 20 x 20	34 $\frac{3}{4}$ x 16 $\frac{1}{4}$	1,633 9,737	310	3	<b>\$4,020</b>
BSW2025	LOCKER: 6 $\frac{1}{8}$ x 24 $\frac{3}{4}$ x 18 $\frac{1}{2}$ STORAGE: 9 $\frac{1}{8}$ x 24 $\frac{3}{4}$ x 22	22 x 25 x 25	14 $\frac{3}{4}$ x 21 $\frac{1}{4}$	2,804 4,900	240	0	<b>\$3,595</b>
BSW3025	LOCKER: 6 $\frac{1}{8}$ x 24 $\frac{3}{4}$ x 18 $\frac{1}{2}$ STORAGE: 19 $\frac{1}{8}$ x 24 $\frac{3}{4}$ x 22	32 x 25 x 25	24 $\frac{3}{4}$ x 21 $\frac{1}{4}$	2,804 10,345	320	2	<b>\$3,895</b>
BSW4025	LOCKER: 6 $\frac{1}{8}$ x 24 $\frac{3}{4}$ x 18 $\frac{1}{2}$ STORAGE: 29 $\frac{1}{8}$ x 24 $\frac{3}{4}$ x 22	42 x 25 x 25	34 $\frac{3}{4}$ x 21 $\frac{1}{4}$	2,804 15,790	400	3	<b>\$4,150</b>

### The SafeWizard® Accessories

0455108-	Dallas Key ea. (Specify color of keys: Black-01, Yellow-02, Red-03, Green-04, Blue-05) Above Units come with 1 black Dallas Key.	<b>\$35</b>
0255581-01	Controller Safeguard (Solid steel guard protects controller against accidental damage -- Equipped with various mounting holes to match dial ring pattern) Standard on BSW Series	<b>\$20</b>
0615629-01	Door Sensor Device — Monitors door position (Standard on all outer doors)	<b>\$60</b>



SafeWizard®



Fingerprint  
Reader



Dallas Key



Safeguard



Door Sensor

### Standard BWB Depository Safes Equipped with The SafeWizard®

Add (-SW) to the suffix of any standard BWB depository safe (see page 14)

<b>2 Lock System ADD</b>	<b>\$1,375</b>
<b>1 Outer Door ADD</b>	<b>\$1,195</b>

### Custom Safes Equipped with The SafeWizard®

We can design and build any safe to your exact needs

Call for Quote



SafeWizard®  
DXE (TL-15)  
2 Door Safe



SafeWizard®  
BWB2020FL



SafeWizard®  
BSW3020

## Money Manager II

Versatile cash management with 1/2" solid steel door

Model	Inside Dimension H x W x D	Outside Dimension H x W x D	Clear Door H x W x D	Cu. In.	Wt.	Retail
MM2820 3-Drop	TOP 9½ x 20 x 17	28 x 20½ x 20	8½ x 16	3,230	247	<b>\$1,500</b>
	BTM 11 x 20 x 17		8½ x 16	3,740		
MM2820 Top-Drop	TOP 9½ x 20 x 17	28 x 20½ x 20	8½ x 16	3,230	247	<b>\$1,500</b>
	BTM 11 x 20 x 17		8½ x 16	3,740		
MM2820 Center-Drop	TOP 10 3/8 x 20 x 17	28 x 20½ x 20	8½ x 16	3,230	247	<b>\$1,500</b>
	BTM 10 3/8 x 20 x 17		8½ x 16	3,740		

## ACF TL-30 Double Door

High security cash management with deposit drop behind top door

Model	Inside Dimension H x W x D	Outside Dimension H x W x D	Clear Door H x W x D	Cu. In.	Wt.	Retail
ACF4824DS	TOP 26 x 18 x 14 BTM 14 x 18 x 17	47¾ x 24½ x 25¾	25 x 16¾ 13 x 16¾	6,552 4,284	1,654	<b>\$6,510</b>

\* Add 2" to outside depth for handle, dial and hinge projection.

All weights are approximate shipping weights. Custom size/design quoted upon request.

## Wall Safes

All wall safes width fit between 16 o/c wall studs

Model	Inside Dimension H x W x D	Outside Dimension H x W x D	Clear Door H x W x D	Cu. In.	Wt.	Retail
WS1014 ❶	10 x 13¾ x 3½	12¼ x 15¾ x 4	9⅝ x 12¾	481	22	<b>\$435</b>
WS1014K ❷ ❸	10 x 13¾ x 3½	12¼ x 15¾ x 4	9⅝ x 12¾	481	22	<b>\$190</b>
WS1514 ❶	15 x 14 x 3½	16½ x 15½ x 4	14 x 13¼	688	26	<b>\$460</b>
WS1514K ❷ ❸	15 x 14 x 3½	16½ x 15½ x 4	14 x 13¼	688	26	<b>\$215</b>
WS1814 ❹	15-¾ x 13-11/16 x 3⅝	18-7/8 x 14 x 4	15 x 13¼	651	32	<b>\$420</b>
			(2x6 installation)	1184		
WFS1310	13¼ x 9½ x 10½	17 x 13⅝ x 14¾	13¼ x 9½	1164	104	<b>\$450</b>
WES1310 ❹	13¼ x 9½ x 10½	17 x 13⅝ x 14¾	13¼ x 9½	1164	104	<b>\$520</b>
WS1214 ❶	12 x 13½ x 5½	12⅝ x 14⅝ x 10	10¾ x 11⅝	891	86	<b>\$730</b>
WES2113 ❹	20⅝ x 13¾ x 2⅝	22⅝ x 15⅝ x 4	19-3/16 x 11-3/8	733	36	<b>\$455</b>

❶ Combination lock, available with electronic lock p. 22-24

❷ K = Chicago camlock

❸ To upgrade from Chicago lock to Medeco, add \$40 and "M" as suffix.

❹ Electronic Lock STD

❺ WS1814 offers both 2x4 or 2x6 Installation

**Under Counter Safes with Deposit Slot**

Heavy Duty 1/4" thick solid steel door, B-Rate Construction

Model	Inside Dim	Outside Dim	Clear Door H x W x D	Cu. In.	Wt.	Retail
K-1	5 $\frac{5}{8}$ x 5 $\frac{5}{8}$ x 10	6 x 6 x 12	3-13/16 x 5	316	19	<b>\$240</b>
K-2	5 $\frac{5}{8}$ x 5 $\frac{5}{8}$ x 10	6 x 6 x 12	3-13/16 x 5	316	21	<b>\$240</b>
K-1A	5 $\frac{5}{8}$ x 5 $\frac{5}{8}$ x 10	6 x 6 x 12	3-13/16 x 5	316	19	<b>\$205</b>

K-1 = Medeco® Keylock    K-2 = Dual Control Keylock    K-1A = Chicago Keylock

**Under Counter Safes**

16 Gauge steel construction with interchangeable doors.

Model	Description	Inside Dimension H" x W" x D"	Outside Dimension H" x W" x D"	Clear Door H" x W"	Cu. In. Cap	Wt. Lbs	Retail
TB0610-1	Cash box w/Chicago key cam lock	5 $\frac{7}{8}$ x 5 $\frac{7}{8}$ x 8 $\frac{3}{8}$	6 x 6 x 10	5 $\frac{7}{8}$ x 5	289	6	<b>\$145</b>
TB0610-1T	Chicago 7 pin radial cam lock key retaining	5 $\frac{7}{8}$ x 5 $\frac{7}{8}$ x 8 $\frac{3}{8}$	6 x 6 x 10	5 $\frac{7}{8}$ x 5	289	6	<b>\$145</b>
TB0610-2	Medeco® single key cam lock	5 $\frac{7}{8}$ x 5 $\frac{7}{8}$ x 8 $\frac{3}{8}$	6 x 6 x 10	5 $\frac{7}{8}$ x 5	289	6	<b>\$190</b>
TB0610-4	Dual custody safe deposit key lock (double nose)	5 $\frac{7}{8}$ x 5 $\frac{7}{8}$ x 8 $\frac{3}{8}$	6 x 6 x 10	5 $\frac{7}{8}$ x 5	289	6	<b>\$170</b>
TB0610-6	Group II combination lock	5 $\frac{7}{8}$ x 5 $\frac{7}{8}$ x 8 $\frac{3}{8}$	6 x 6 x 10	5 $\frac{7}{8}$ x 5	289	8	<b>\$265</b>
TB0610-7	Best removable core key lock (no core)	5 $\frac{7}{8}$ x 5 $\frac{7}{8}$ x 8 $\frac{3}{8}$	6 x 6 x 10	5 $\frac{7}{8}$ x 5	289	8	<b>\$250</b>
TB0612-1	Cash box w/Chicago key cam lock	5 $\frac{7}{8}$ x 5 $\frac{7}{8}$ x 10 $\frac{3}{8}$	6 x 6 x 12	5 $\frac{7}{8}$ x 5	359	6	<b>\$155</b>
TB0612-1T	Chicago 7 pin radial cam lock key retaining	5 $\frac{7}{8}$ x 5 $\frac{7}{8}$ x 10 $\frac{3}{8}$	6 x 6 x 12	5 $\frac{7}{8}$ x 5	359	6	<b>\$155</b>
TB0612-2	Medeco® single key cam lock	5 $\frac{7}{8}$ x 5 $\frac{7}{8}$ x 10 $\frac{3}{8}$	6 x 6 x 12	5 $\frac{7}{8}$ x 5	359	6	<b>\$200</b>
TB0612-4	Dual custody safe deposit key lock (double nose)	5 $\frac{7}{8}$ x 5 $\frac{7}{8}$ x 10 $\frac{3}{8}$	6 x 6 x 12	5 $\frac{7}{8}$ x 5	359	8	<b>\$185</b>
TB0612-6	Group II combination lock	5 $\frac{7}{8}$ x 5 $\frac{7}{8}$ x 10 $\frac{3}{8}$	6 x 6 x 12	5 $\frac{7}{8}$ x 5	359	6	<b>\$275</b>
TB0612-7	Best removable core key lock (no core)	5 $\frac{7}{8}$ x 5 $\frac{7}{8}$ x 10 $\frac{3}{8}$	6 x 6 x 12	5 $\frac{7}{8}$ x 5	359	8	<b>\$260</b>
TB1210-1	Cash box w/Chicago key cam lock	11 $\frac{7}{8}$ x 5 $\frac{7}{8}$ x 8 $\frac{3}{8}$	12 x 6 x 10	5 x 5 $\frac{7}{8}$	585	10	<b>\$200</b>
TB1210-1T	Chicago 7 pin radial cam lock key retaining	11 $\frac{7}{8}$ x 5 $\frac{7}{8}$ x 8 $\frac{3}{8}$	12 x 6 x 10	5 x 5 $\frac{7}{8}$	585	10	<b>\$200</b>
TB1210-2	Medeco® single key cam lock	11 $\frac{7}{8}$ x 5 $\frac{7}{8}$ x 8 $\frac{3}{8}$	12 x 6 x 10	5 x 5 $\frac{7}{8}$	585	10	<b>\$245</b>
TB1210-4	Dual custody safe deposit key lock (double nose)	11 $\frac{7}{8}$ x 5 $\frac{7}{8}$ x 8 $\frac{3}{8}$	12 x 6 x 10	5 x 5 $\frac{7}{8}$	585	10	<b>\$225</b>
TB1210-6	Group II combination lock	11 $\frac{7}{8}$ x 5 $\frac{7}{8}$ x 8 $\frac{3}{8}$	12 x 6 x 10	5 x 5 $\frac{7}{8}$	585	10	<b>\$320</b>
TB1210-7	Best removable core key lock (no core)	11 $\frac{7}{8}$ x 5 $\frac{7}{8}$ x 8 $\frac{3}{8}$	12 x 6 x 10	5 x 5 $\frac{7}{8}$	585	10	<b>\$305</b>

NOTE: Models TB0610, TB0612 &amp; TB1210 are available with the LaGard 33E electronic lock. (Factory installed primary lock.)



### SuperBrute "B" Rate Rectangular Hinged Door Floor Safes

Model	Inside Dimension H x W x D	Outside Dimension H x W x D	Clear Door H x W x D	Cu. In.	Wt.	Retail
B1500*	11 $\frac{7}{8}$ x 13 $\frac{1}{4}$ x 8 $\frac{3}{4}$	12 $\frac{3}{4}$ x 14 $\frac{1}{8}$ x 11 $\frac{3}{4}$	10 $\frac{3}{4}$ x 11 $\frac{1}{8}$	1377	100	<b>\$650</b>
B2200*	11 $\frac{7}{8}$ x 13 $\frac{1}{4}$ x 14	12 $\frac{3}{4}$ x 14 $\frac{1}{8}$ x 17 $\frac{1}{2}$	10 $\frac{3}{4}$ x 11 $\frac{1}{8}$	2203	120	<b>\$715</b>
B2900*	11 $\frac{7}{8}$ x 13 $\frac{1}{4}$ x 18 $\frac{1}{4}$	12 $\frac{3}{4}$ x 14 $\frac{1}{8}$ x 21 $\frac{3}{8}$	10 $\frac{3}{4}$ x 11 $\frac{1}{8}$	2872	130	<b>\$810</b>
B3800*	12 $\frac{5}{8}$ x 18 x 17	12 $\frac{3}{4}$ x 18 $\frac{3}{4}$ x 21 $\frac{1}{8}$	10 $\frac{3}{4}$ x 11 $\frac{1}{8}$	3864	136	<b>\$990</b>
B2900D**	11 $\frac{7}{8}$ x 13 $\frac{1}{4}$ x 9 (top) 11 $\frac{7}{8}$ x 13 $\frac{1}{4}$ x 8 $\frac{1}{4}$ (btm)	12 $\frac{3}{4}$ x 14 $\frac{1}{8}$ x 21 $\frac{3}{8}$	10 $\frac{3}{4}$ x 11 $\frac{1}{8}$ 6 $\frac{3}{8}$ DIA	1416 1298	138	<b>\$1,235</b>
B3700*	11 $\frac{3}{4}$ x 23 x 14	12 $\frac{3}{4}$ x 24 x 17 $\frac{1}{2}$	10 $\frac{3}{4}$ x 11 $\frac{1}{8}$	3785	142	<b>\$1,020</b>
B5800*	11 $\frac{3}{4}$ x 35 x 14	12 $\frac{3}{4}$ x 36 x 16 $\frac{3}{4}$	10 $\frac{3}{4}$ x 11 $\frac{1}{8}$	5758	182	<b>\$1,200</b>

\*Constructed of 3/4" door and B-Rate body.

\*\*Double Compartment - Slotted inner door.

For slotted outer door, add **\$80** to retail price. Not recommended for use on B1500.



### Brute Wide Door "B" Rate Rectangular Hinged Door Floor Safes

Model	Inside Dimension H x W x D	Outside Dimension H x W x D	Clear Door H x W x D	Cu. In.	Wt.	Retail
B1806	12 $\frac{1}{4}$ x 18 $\frac{1}{2}$ x 6	13 $\frac{1}{4}$ x 19 $\frac{1}{2}$ x 9	11 $\frac{1}{4}$ x 16	1360	102	<b>\$1,000</b>
B1810	12 $\frac{1}{2}$ x 18 $\frac{1}{2}$ x 10	13 $\frac{1}{4}$ x 19 $\frac{1}{2}$ x 13	11 $\frac{1}{4}$ x 16	2281	116	<b>\$1,180</b>
B1816	12 $\frac{1}{4}$ x 18 $\frac{1}{2}$ x 16	13 $\frac{1}{4}$ x 19 $\frac{1}{2}$ x 19	11 $\frac{1}{4}$ x 16	3626	142	<b>\$1,280</b>
B1816D*	12 $\frac{1}{4}$ x 18 $\frac{1}{2}$ x 5 $\frac{3}{4}$ (top) 12 $\frac{1}{4}$ x 18 $\frac{1}{2}$ x 10 (btm)	13 $\frac{1}{4}$ x 19 $\frac{1}{2}$ x 19	11 $\frac{1}{4}$ x 16 6 $\frac{3}{8}$ DIA	1303 2266	152	<b>\$1,910</b>

\*Double Compartment - Slotted inner door.

For slotted door, add **\$80** to retail price. Not recommended for use on B1806.



### "B" Rate Square Body / Lift-Out Door Floor Safes

Model	Inside Dimension H x W x D	Outside Dimension H x W x D	Clear Door H x W x D	Cu. In.	Wt.	Retail
B400*	7 $\frac{5}{8}$ x 7 $\frac{5}{8}$ x 6 $\frac{3}{4}$	8 $\frac{1}{2}$ x 8 $\frac{1}{2}$ x 10 $\frac{1}{8}$	6 $\frac{5}{8}$ x 7 $\frac{5}{8}$	393	32	<b>\$380</b>
B700*	7 $\frac{5}{8}$ x 7 $\frac{5}{8}$ x 11 $\frac{3}{4}$	8 $\frac{1}{2}$ x 8 $\frac{1}{2}$ x 15 $\frac{1}{8}$	6 $\frac{5}{8}$ x 7 $\frac{5}{8}$	683	42	<b>\$430</b>

For slotted door, add **\$80** to retail price. Not recommended for use on B400.

\*Optional UPS packaging available. See inside front cover for information.



### Round Lift-Out Door Tubular Body Floor Safes

Model	Inside Dimension H x W x D	Outside Dimension H x W x D	Clear Door H x W x D	Cu. In.	Wt.	Retail
C3	8¼ DIA x 5¾	8¾ DIA x 9	7¼ DIA	280	40	<b>\$605</b>
C5	8¼ DIA x 10	8¾ DIA x 13½	7¼ DIA	510	46	<b>\$660</b>
C7	8¼ DIA x 16	8¾ DIA x 19	7¼ DIA	785	55	<b>\$730</b>
CD5*	8¼ DIA x 4¼ (top) 8¼ DIA x 4½ (btm)	8¾ DIA x 13½	7¼ DIA 6¾ DIA	225 240	54	<b>\$875</b>
CD7*	8¼ DIA x 5¼ (top) 8¼ DIA x 9 (btm)	8¾ DIA x 19	7¼ DIA 6¾ DIA	175 480	66	<b>\$945</b>

\*Double Compartment-Slotted Inner Door

For Slotted Outer Door, add **\$45** to retail price and (S) after model number. Not recommended for use on model C3.

Optional UPS packaging available. See inside front cover for information.



### Round Lift-Out Door Rectangular Body Floor Safes

Model	Inside Dimension H x W x D	Outside Dimension H x W x D	Clear Door H x W x D	Cu. In.	Wt.	Retail
B6	12 x 10 x 5¼	12½ x 11¼ x 9¾	7¼ DIA	630	62	<b>\$785</b>
B17	12 x 12½ x 10	13 x 13 x 15	7¼ DIA	1500	98	<b>\$1,045</b>
B24	12 x 12½ x 14½	13 x 13 x 19	7¼ DIA	2175	122	<b>\$1,220</b>
BD24*	12 x 12½ x 5½ (top) 12 x 12½ x 10 (btm)	13 x 13 x 20	7¼ DIA 6¾ DIA	825 1500	130	<b>\$1,500</b>
BDP24**	12 x 12½ x 4¼ (top) 12 x 12½ x 13¾ (btm)	13 x 13 x 22	7¼ DIA 6¾ DIA	638 2063	142	<b>\$1,680</b>

\*Double Compartment-Slotted Inner Door

\*\*Double Compartment - Solid Inner Door with Outside Drop Chute

For Slotted Outer Door, add **\$45** to retail price. Not recommended for use on model B6.



### Round Lift-Out Door Tubular Body Floor Safes

Model	Inside Dimension H x W x D	Outside Dimension H x W x D	Clear Door H x W x D	Cu. In.	Wt.	Retail
T425	8¼ DIA x 5¾	8½ DIA x 8¾	6½ DIA	307	40	<b>\$630</b>
T625	8¼ DIA x 10¼	8½ DIA x 13¼	6½ DIA	545	46	<b>\$695</b>
T925	8¼ DIA x 15¾	8½ DIA x 18¾	6½ DIA	840	54	<b>\$750</b>
T625DD*	8¼ DIA x 4½ (top) 8¼ DIA x 5¼ (btm)	8½ DIA x 13¾	6½ DIA 6¾ DIA	241 285	54	<b>\$875</b>
T925DD*	8¼ DIA x 7½ (top) 8¼ DIA x 7¾ (btm)	8½ DIA x 18¾		401 420	64	<b>\$945</b>

\*Double Compartment - Solid Inner Door with Drop Chute.

## Teller Lockers

**Body:** 16"H x 32-5/8"W x 24"D  
1/4" solid steel construction.

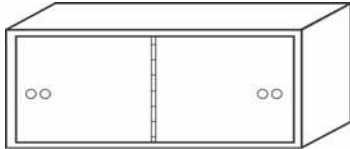
**Color:** Available in Parchment, Romanesque gray or standard charcoal gray textured finish.

**Door:** 1/4" solid steel, hinged from center divider.

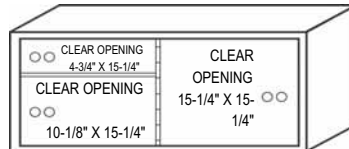
**Hinge:** Solid Steel continuous hinge

**Note:** For opposite configuration, substitute "L" for "R" in model number

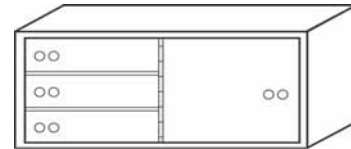
locks or Medeco camlocks standard. Combination locks available for an extra cost.



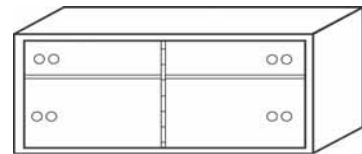
**ATL-2** WT. 240 LBS.  
(MFG. #9035029) RETAIL **\$1355**



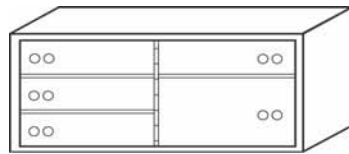
**ATL-3R** WT. 255 LBS.  
(MFG. #9035030) RETAIL **\$1480**



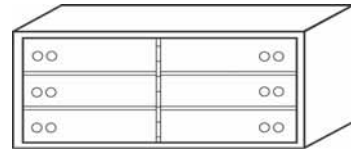
**ATL-4R** WT. 270 LBS.  
(MFG. #9035032) RETAIL **\$1620**



**ATL-4** WT. 270 LBS.  
(MFG. #9035031) RETAIL **\$1620**



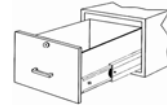
**ATL-5R** WT. 285 LBS.  
(MFG. #9035033) RETAIL **\$1,835**



**ATL-6** WT. 295 LBS.  
(MFG. #9035034) RETAIL **\$2,025**

## Interior Drawer Options

All drawers are commercial quality heavy steel construction. Available in legal, letter and document sizes. Each is furnished with handle and key lock. All drawer capacities are 100 lbs. And come with heavy duty, latch removable ball bearing suspension.

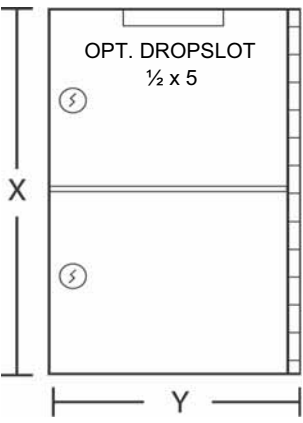
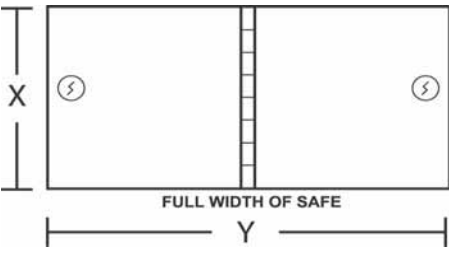
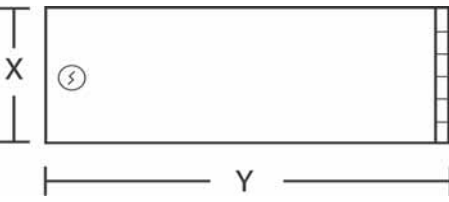
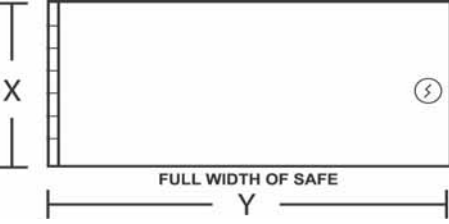


Model	Minimum Safe Width		Useable (ID) H x W x D	Retail
	Single Wide	Double Wide		
DR414	18¾"	36"	4 x 13¾ x 15½	<b>\$770</b>
DR420	24¾"	48"	4 x 19¾ x 15½	<b>\$780</b>
DR426	30¾"	60"	4 x 25¾ x 15½	<b>\$800</b>
DR814	18¾"	36"	8 x 13¾ x 15½	<b>\$795</b>
DR820	24¾"	48"	8 x 19¾ x 15½	<b>\$820</b>
DR826	30¾"	60"	8 x 25¾ x 15½	<b>\$840</b>
DR405	12"	18¾"	4 x 5⅞ x 15½	<b>\$730</b>
DR408	13"	24¾"	4 x 8⅞ x 15½	<b>\$740</b>
DR411	16"	30¾"	4 x 11⅞ x 15½	<b>\$750</b>
DR805	12"	18¾"	8 x 5⅞ x 15½	<b>\$730</b>
DR808	13"	24¾"	8 x 8⅞ x 15½	<b>\$770</b>
DR811	16"	30¾"	8 x 11⅞ x 15½	<b>\$780</b>
DR1011	16¾"	32"	10½ x 11¾ x 15½	<b>\$800</b>
DR1014	19¾"	38"	10½ x 14¾ x 15½	<b>\$820</b>

Options	Description	Order #	Retail
<b>LOCKS:</b> (PER LOCK) WHEN ORDERED WITH DRAWER	MEDECO CAM LOCKS (STANDARD LOCK)	L-1	N/C
	S&G 4113 SINGLE NOSE SAFE DEPOSIT LOCK	L-2	N/C
	S&G 4440 DOUBLE NOSE SAFE DEPOSIT LOCK	L-3	N/C
	S&G 6804 KEY LOCK	L-4	<b>\$145</b>
	S&G 6870 KEY LOCK	L-5	<b>\$215</b>
	S&G 6741 GROUP II COMBINATION LOCK	L-6	<b>\$145</b>

<b>NOTES:</b>	<ol style="list-style-type: none"> <li>When ordering specify model number and lock order number.</li> <li>All safes requiring drawers must have a minimum inside depth of 20"</li> <li>Drawers narrower than safe will mount opposite outer door hinge and any excess space will be converted unless otherwise specified.</li> <li>Drawers will mount and stack from the bottom of safe unless otherwise specified.</li> <li>On full width drawers outer door must swing 180° for drawer to pull open.</li> <li>Drawer travel is 12½" minimum, 17" maximum.</li> <li>Vertical space consumed by a drawer is useable inside height plus 1¼".</li> </ol>
---------------	--

## Interior Locker Options

Description (Type)	Clear Door	Height (X) Dim.	Width (Y) Dim.	Retail 10 GA	Retail 1/4"
 <p style="text-align: center;"><b>Type A</b></p>	WIDTH LESS 1-3/4"	8" to 36"	8"	<b>\$590</b>	<b>\$720</b>
		8" to 36"	10"	<b>\$590</b>	<b>\$780</b>
		8" to 36"	12"	<b>\$635</b>	<b>\$810</b>
		8" to 36"	14"	<b>\$655</b>	<b>\$850</b>
		8" to 36"	16"	<b>\$675</b>	<b>\$895</b>
 <p style="text-align: center;"><b>Type B</b></p>	WIDTH LESS 3-3/4" DIVIDED by 2	4"	12" to 34"	<b>\$570</b>	<b>\$625</b>
		6"	12" to 34"	<b>\$590</b>	<b>\$655</b>
		8"	12" to 34"	<b>\$610</b>	<b>\$720</b>
		10"	12" to 34"	<b>\$635</b>	<b>\$740</b>
		12"	12" to 34"	<b>\$645</b>	<b>\$810</b>
		15"	12" to 34"	<b>\$675</b>	<b>\$835</b>
		18"	12" to 34"	<b>\$715</b>	<b>\$875</b>
 <p style="text-align: center;"><b>Type C</b></p>	WIDTH LESS 1-3/4"	4"	8" to 18"	<b>\$300</b>	<b>\$360</b>
		6"	8" to 18"	<b>\$330</b>	<b>\$370</b>
		8"	8" to 18"	<b>\$345</b>	<b>\$390</b>
		10"	8" to 18"	<b>\$365</b>	<b>\$425</b>
		12"	8" to 18"	<b>\$385</b>	<b>\$460</b>
		15"	8" to 18"	<b>\$450</b>	<b>\$505</b>
 <p style="text-align: center;"><b>Type D</b></p>	WIDTH LESS 3-1/2"	6"	12" to 34"	<b>\$345</b>	<b>N/A</b>
		8"	12" to 34"	<b>\$385</b>	<b>\$505</b>
		10"	12" to 34"	<b>\$460</b>	<b>\$545</b>
		12"	12" to 34"	<b>\$485</b>	<b>\$585</b>
		18"	12" to 34"	<b>\$610</b>	<b>\$720</b>
		24"	12" to 34"	<b>\$745</b>	<b>\$845</b>

Options	Description	Order #	Retail
<b>LOCKS: (PER LOCK)</b> WHEN ORDERED WITH LOCKER	MEDECO CAM LOCKS (STANDARD LOCK)	L-1	N/C
	S&G 4113 SINGLE NOSE SAFE DEPOSIT LOCK	L-2	N/C
	S&G 4440 DOUBLE NOSE SAFE DEPOSIT LOCK	L-3	N/C
	S&G 6804 KEY LOCK	L-4	<b>\$145</b>
	S&G 6870 KEY LOCK	L-5	<b>\$215</b>
	S&G 6741 GROUP II COMBINATION LOCK	L-6	<b>\$145</b>
<b>SLOTS: (ANY DOOR)</b>	1/2" X 5" (WITH SAW TOOTH BAFFLE)		<b>\$80</b>

- NOTES:**
1. When ordering specify locker type, height, width, gauge and lock order number.
  2. All lockers are positioned in top right hand corner unless otherwise specified.
  3. All locker options only apply to standard products. Any exception must be quoted.
  4. All locker doors open the same as the outer door (except Type B). Type A and B lockers always split in half.



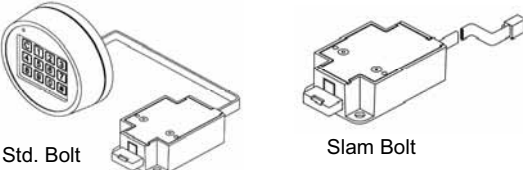

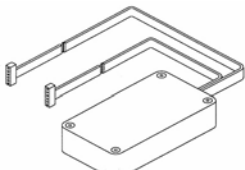

## AMSEC ESL Series Digital Keypad Locks

Model*	Description	Showroom Display Units		Factory Installed Primary Lock		Factory Installed Aux Lock		Retro-Fit Kit	
		Part #	Retail	Part#	Retail	Part#	Retail	Part#	Retail
ESL10	STD Unit	0615240	<b>\$190.00</b>	4505317	<b>\$120</b>	4505317A	<b>\$320</b>	0615226	<b>\$190</b>
ESL10S	w/Slam Bolt			4505318	<b>\$120</b>	4505318A	<b>\$320</b>	0615227	<b>\$190</b>
ESL20	STD Unit	0615242	<b>\$260.00</b>	4505319	<b>\$180</b>	4505319A	<b>\$380</b>	0615228	<b>\$270</b>
ESL20S	w/Slam Bolt			4505320	<b>\$180</b>	4505320A	<b>\$380</b>	0615229	<b>\$270</b>

\*Designate: CHM = Chrome face, BRS = Brass face

### Accessories

ESLBAT	Aux. Battery pack for ESL10 or ESL20	4505321	<b>\$75</b>	4505321	<b>\$75</b>	0615230	<b>\$50</b>
ESL20EXP1	Expansion kit (1) ESL20	4505322	<b>\$130</b>	4505322	<b>\$130</b>	0615231	<b>\$120</b>
ESL20EXP2	Expansion kit (2) ESL20's	4505323	<b>\$130</b>	4505323	<b>\$130</b>	0615232	<b>\$120</b>
ESL20EXP3	Expansion kit, Duress	4505350	<b>\$130</b>	4505350	<b>\$130</b>	0615312	<b>\$120</b>
ESLAC	A/C Power kit for use with ESL20	4505324	<b>\$130</b>	4505324	<b>\$130</b>	0615233	<b>\$120</b>
ESLTFMR	A/C Transformer for use with ESL20EXP1 or ESL20EXP2	4505325	<b>\$35</b>	4505325	<b>\$35</b>	0635080	<b>\$40</b>

<p>ESL Series UL Listed Electronic Locks</p>  <p>Std. Bolt                      Slam Bolt</p>		<p><b>ESL10 Features:</b></p> <ul style="list-style-type: none"> <li>• 1 User Combination</li> <li>• Factory Reset Code</li> <li>• (2) 9V Battery in Keypad</li> <li>• 15 Minute Penalty Lockout</li> <li>• Auxiliary Battery Pack Option</li> </ul>	<p><b>ESL20 Additional Features:</b></p> <ul style="list-style-type: none"> <li>• Time Delay Mode, 1-99 Minute</li> <li>• Multi-User Mode, 8 User Combinations</li> <li>• Armored Car Time Delay Bypass Mode</li> <li>• Dual Control Mode</li> <li>• External Control Mode</li> <li>• A/C Power Option</li> <li>• Duress Mode Option (w/Exp. Mod.)</li> </ul>
ESLBAT		Provides extended life on battery power for both ESL10 and ESL20 locks. Option is sold separately as a kit or installed. One pack is required per lock. Battery pack mounts near lock on the inside of the safe door. (Batteries not included in Retrofit Kit)	
ESL20EXP2		Provides an external box with duress capability and connections for field installation of duress, A/C power and external control device. Option is sold separately as a kit or installed. All wiring is provided for (1) ESL20 lock (ESL20EXP1) or (2) ESL20 lo	ESL20EXP1
ESLAC		Provides unlimited power for optimal performance of the ESL20. Battery(s) become backup systems. Option is sold separately as a kit or installed. Can be used with ESLBAT option installed. ESLAC is provided with conduit and fasteners. ESLTFMR plugs into ex	ESLTFMR
Order with ESL20/20S		Order with ESL20EXP1 or EXP2	



## Access Manager

Description	Factory Installed Primary Lock		Retro-Fit Kit	
	Part#	Retail	Part#	Retail
Access Manager	0615042	<b>\$880</b>	0615062	<b>\$900</b>

## AMSEC SafeWizard® Access Control System



The SafeWizard® electronic safe controller is a state-of-the-art electronic product for use in controlling and auditing access to safes. We can design and build any safe to your exact needs.



### Standard BWB Depository Safes Equipped with The SafeWizard®

Add (-SW) to the suffix of any standard safe (see page 16)

2 Lock System ADD \$1,375

1 Outer Door ADD \$1,195

## AMSEC SafeWizard® Retrofit Kits

Part #	Description	Retail
<b>Lock Kits for a Single Outer Door Safe:</b> Order these kits if the safe only has one door. Order Door Sensors separately.		
0615662-01	Single Door with Boltwork.	\$1,245.00
0615662-02	Single Door without Boltwork.	\$1,255.00
<b>Primary Door Lock Kits for a Safe with Multiple Doors:</b> Order one Lock Kit for the Primary Door of a Multiple Door Safe. Order Door Sensors separately.		
0615663-01	Primary Door with Boltwork 0" to 20" wide.	\$1,245.00
0615663-02	Primary Door with Boltwork 20+" to 40" wide.	\$1,245.00
0615663-03	Primary Door with Boltwork over 40+" wide.	\$1,245.00
0615664-01	Primary Door without Boltwork 0" to 20" wide.	\$1,255.00
0615664-02	Primary Door without Boltwork 20+" to 40" wide.	\$1,255.00
0615664-03	Primary Door without Boltwork 40+" wide.	\$1,255.00
<b>Secondary Lock Kits for Multiple Doors:</b> Order a Lock Kit for Each Additional Door (other than the Primary Door.) Order Door Sensors separately.		
0615665-01	Secondary Door with Boltwork 0" to 20" wide.	\$190.00
0615665-02	Secondary Door with Boltwork 20+" to 40" wide.	\$190.00
0615665-03	Secondary Door with Boltwork 40+" wide.	\$190.00
0615666-01	Secondary Door without Boltwork 0" to 20" wide.	\$200.00
0615666-02	Secondary Door without Boltwork 20+" to 40" wide.	\$200.00
0615666-03	Secondary Door without Boltwork 40+" wide.	\$200.00
<b>Optional Door Sensors:</b> Order a Door Sensor as needed for the Primary and/or each Secondary Door.		
0615670-01	Door Sensor Kit (Tamper proof position sensing type)	\$55.00
<b>Accessories</b>		
635177	Fingerprint Reader Retrofit Kit	\$675.00
635175	Card Swipe Reader Retrofit Kit (reads magnetic stripes)	\$295.00
3655009	Telephone Ratchet Crimp Tool	\$205.00
635167	Audit Pack (Includes serial cable and an additional copy of audit software)	\$60.00
0645024-01	Locker Door Conversion Kit (Convert keylocking doors to accept SafeWizard locks)	\$25.00
0635146-01	Controller Key, Black (Factory Key)	\$35.00
0635146-02	Controller Key, Yellow (Audit Key)	\$35.00
0635146-03	Controller Key, Red (Manager Key)	\$35.00
0635146-05	Controller Key, Blue (User Key)	\$35.00
0635146-06	Controller Key, Teal (Courier Key)	\$35.00
3425002	Battery 12VDC, Replacement	\$45.00
2855010	Transformer 15VDC, Replacement	\$40.00
0255581-01	Safeguard (Steel guard protects controller against damage)	\$20.00
0645026-01	Phone Plug, 4 Conductor (Qty. 10)	\$5.00
0645027-01	Phone Plug, 6 Conductor RJ-11, (Qty. 10)	\$8.00
615748	Field upgrade N.M.P.S. Remote Access	\$960.00
4505761	Upcharge for Safewizard w / N.M.P.S.	\$650.00
<b>Demo Kits:</b>		
615648	SafeWizard Demo Display Kit	\$2,180.00
0615648C	SafeWizard Demo Display Kit with case	\$2,905.00



**SARGENT AND GREENLEAF**  
A lock on security.

## S & G Locks

Model*	Description	Factory Installed Primary Lock		Factory Installed Auxiliary Lock		Retro-Fit Kit	
		Part#	Retail	Part#	Retail	Part#	Retail
6120	Satin Chrome Finish 1-9 TDL Round Keypad	4505036	\$245	4505036A	\$485	0615096-01	\$305
6120	Brass Finish 1-9 TDL	4505042	\$245	4505042A	\$485	0615096-02	\$305
6120-210	Satin Chrome Finish 1-9 TDL EZ Keypad	4505725	\$215	N/A	N/A	0615592	\$290
6120-211	Brass Finish 1-9 TDL EZ Keypad	4505726	\$215	N/A	N/A	0615594	\$290
6123	Satin Chrome 1-99 TDL	4505037	\$250	Quote		0615097	\$325
6124	Satin Chrome (6124-225)	4505363	\$700	Quote		0615354	\$740
4505753	Biometric electronic lock, installed on new safe	4505753	\$890			4505753	\$890
615728	Biometric electronic lock, retro-fit kit	615728	\$960			615728	\$960
4505755	Biometric electronic lock, installed on new safe	4505755	\$725			4505755	\$725
615734	Biometric electronic lock, retro-fit kit	615734	\$790			615734	\$790



## LaGard Locks

Model*	Description	Factory Installed Primary Lock		Factory Installed Auxiliary Lock		Retro-Fit Kit	
		Part#	Retail	Part#	Retail	Part#	Retail
3802	LG Basic (Satin Chrome)	4505366	\$135	4505366A	\$380	0615356	\$205
3802G	LG Basic (Brass)	4505367	\$135	4505367A	\$380	0615357	\$205
3802C	LG Basic (Bright Chrome)	4505752	\$135	4505752A	\$380	0615641	\$205
33E	Combogard w/9V Batt. (Chrome)	4505038	\$225	4505038A	\$500	0615112-01	\$290
33E	Combogard w/6 "C" Cell Batt. (Chrome)	4505039	\$330	4505039A	\$515	0615112-02	\$400
3600	Elec. Lock w/Time Delay Funct. (Chrome)	4505017	\$280	4505017A	\$460	0615116	\$350
3600	Elec. Lock w/Time Delay Funct. (Brass)	4505302	\$280	4505302A	\$460	0615188	\$350
	*SmartLinc - 1LK	4505741	\$1,065	Quote		0615680	\$1,125

\*For 2 up to 5 Locks - Request Quote



LG Basic



SAFEGARD



SMARTLINC



## Kaba-Mas Locks

Model*	Description	Factory Installed Primary Lock		Factory Installed Auxiliary Lock	
		Part#	Retail	Part#	Retail
52R	Black Round Keypad, No Audit function, with Slide Bolt	4505749	\$340	4505749A	\$720
52V	Black Vertical Keypad, No Audit function, with Regular Bolt	4505747	\$340	4505747A	\$720
52V	Black Vertical Keypad, No Audit function, with Slide Bolt	4505748	\$340	4505748A	\$720
252V	Black Vert Keypad, Audit Trail - 100 Activities, 20 Users, 1-99 min. TDL, with slide bolt	4505750	\$415	4505750A	\$880
552V	Black Vert Keypad, Audit Trail - 400 Activities, 99 Users, 1-99 min. TDL, with Slide Bolt	4505751	\$955	4505751A	\$1,330

### Kaba-Mas Lock Accessories

Audit Software - 252 / 552 Series Software	0635202	\$420
Alarm Interface - 252 / 552 Series Locks	2725011	\$180

Above prices are for normal installation mounted on outer door. If special mounting, charge additional.

# Options

## Installed Lock Options

	Part #	Description	Retail	
<b>Locks</b>	4505000	UL LISTED GROUP 1 (S&G)	\$170	
	4505001	UL LISTED GROUP 1R (S&G)	\$170	
	4505002	DUAL COMBINATION GROUP II LOCKS (N/A ON ALL MODELS)	\$230	
	4505003	S&G 6804 KEY-OP LOCK (IN PLACE OF STANDARD LOCK)	\$30	
	4505004	S&G 6804 AUXILIARY KEY OP LOCK	\$145	
	4505044		S&G 6870 AUXILIARY HIGH SECURITY KEY LOCK	\$215
			S&G 6280-006 144 HR 2-MOVEMENT TIMELOCK (SNAP ACTION)	\$1,480
			S&G 6373 144 HR 3-MOVEMENT TIMELOCK (SNAP ACTION)	\$2,050
	4505016	4440 LOCK INSTALLED IN PLACE OF COMBO (B/C RATE ONLY)	N/C	
	4505019	S&G 6630 WITH DIAL AND RING	\$160	
	4505020	MOUNT PLATE PREPARED FOR S&G 6283 TIME LOCK	\$100	
	4505029	KABA-MAS X-09 UPCHARGE	\$2,670	

## Keys

	Part #	Description	Blank	Cut to Code (Add "C" to suffix)	
<b>Keys</b>	P2081	RENTER'S KEY FOR S&G 4440 LOCK (EXTRA LONG)	\$14	\$30	
	P2126 (#7)	GUARD KEY FOR 4440 LOCK (#7) EXTRA LONG	N/A	\$30	
	P0753	RENTER'S KEY FOR S&G 4113 LOCK (STANDARD)	\$8	\$30	
	P1167		GUARD KEY FOR 4440 LOCK (SPECIFY GUARD KEY #)	\$14	\$30
			STANDARD LENGTH		
	P1900	DIAL KEY FOR S&G CONVERTIBLE DIAL	\$5	\$30	
	0455033-01		FS3316 FS4122 FS4922	\$6	\$30
			FS5722 FS5737DD		
	0455033-02		FS3316 FS4122 FS4922	\$6	\$30
			FS5722 FS5737DDZ		
	0455018	BLANK KEY FOR S&G KEY-OP LOCK	\$12	N/A	
	0455037	KEY BLACK S&G 6870 LOCK	\$28	\$40	
	P2134	KEY FOR BEST CYLINDER LOCK	\$8	\$30	
P1609	KEY FOR MEDECO CYLINDER LOCK	\$8	\$30		
P1702		DIAL KEY FOR LA GARD KEY LOCKING DIAL	\$6	\$30	
		CUT KEY FOR S&G KEY-OP LOCK	N/A	\$30	
<b>Keying</b>	4505095	DOORS/LOCKS KEYED ALIKE (2 KEYS PER LOCK)		\$24	
	4505096	DOORS/LOCKS MASTER KEYED (2 KEYS PER LOCK + MASTERS)		\$40	
	4505097	SPECIAL COMBINATION (SET TO CUSTOMER #)		\$52	

\*All prices are retail (each), minimum 2 keys

**Installed Options**

<b>SHELVES</b>	4505050	UP TO 24" WIDE (ADJUSTABLE)	<b>\$65</b>
	4505051	OVER 24" WIDE (ADJUSTABLE)	<b>\$75</b>
	4505052	UP TO 24" WIDE (FIXED)	<b>\$75</b>
	4505053	OVER 24" WIDE (FIXED)	<b>\$85</b>
<b>ALARM DEVICES</b>	4505070	MODULAR ALARM - DETECTS VIBRATION, HEAT & DOOR OPENING	<b>\$220</b>
<b>ALARM BLOCKS</b>	2715003	ALARM BLOCK KIT (4 PCS.)	<b>\$115</b>
<b>COIN RACK</b>	4505080	COIN RACK - DOOR MOUNTED (6 OPENINGS)	<b>\$120</b>
<b>HOPPERS</b>	4505085	STAR - HANDLE OPERATED (6¼" DEEP X 5" WIDE X 10½" LONG)	<b>\$500</b>
	4505086	MAJOR - LARGE (7" DEEP X 4½" WIDE X 10¾" LONG)	<b>\$755</b>
	4505090	INSTALLING HOPPER ON A SAFE (PLATE SAFES)	<b>\$50</b>
	4505091	INSTALLING HOPPER ON A SAFE (CLADD & COMPOSITE SAFES)	<b>\$185</b>
	4505092	EXTRA-LARGE HOPPER 6 x 10 x 16	<b>\$815</b>
<b>CUSTOM PAINT</b>	4505100	REQUIRED MATCHING AND PURCHASING SPECIAL COLOR PAINT (TEXTURED PAINT ONLY)	<b>\$185</b>
<b>DIALS &amp; RINGS</b> WHEN ORDERED WITH SAFE	4505110	S&G FRONT READ KEY LOCKING DIAL	<b>\$40</b>
	4505111	S&G SPYPROOF DIAL	<b>\$15</b>
	4505112	S&G SPYPROOF KEY LOCKING DIAL	<b>\$40</b>
	4505113	S&G BANKERS HASP (+DIAL)	<b>\$145</b>
<b>SLOTS</b> (WITH BAFFLES)	4505130	SLOTTED DOORS (STAR C-LIFT OUT)	<b>\$45</b>
	4505131	FLOOR SAFES (SLOTTED DOOR - CHECK SAFE FOR ADEQUATE DEPTH)	<b>\$80</b>
	4505132	FREESTANDING PLATE CHESTS	<b>\$80</b>
	4505133	FREESTANDING CLAD & COMPOSITE CHESTS	<b>\$85</b>
<b>INSTALL CHEST</b>	4505140	INSTALL FLOOR SAFE IN CHEST OR FIRE SAFE	<b>\$175</b>
<b>SLAM DAMPER</b>	4505145	ONLY U.L. RATED SAFES 18" WIDE OR LARGER (RETROFITABLE)	<b>\$145</b>
<b>BOLT DETENT</b>	4505150	ONLY U.L. RATED SAFES 18" HIGH OR LARGER (NOT RETROFITABLE)	<b>\$90</b>
<b>ANCHOR HOLES</b> <b>SPECIFY SIZE</b> (PRICE IS FOR 1-4 HOLES)	4505160	U.L. PLATE BODY W/ ANCHOR KIT (SPECIFY DIA. & AMOUNT)	<b>\$75</b>
	4505161	U.L. COMPOSITE BODY W/ ANCHOR KIT (SPECIFY DIA. & AMOUNT)	<b>\$85</b>
	4505162	B&C RATE SAFES W/ OUT ANCHOR KIT (SPECIFY DIA. & AMOUNT)	<b>\$60</b>
	4505163	ANCHOR KIT (SPECIFY SIZE: 3/8", 1/2" OR 5/8" BOLT)	<b>\$60</b>
<b>CLADDINGS</b>	N/A	STANDARD CLADDING - 3" ON TOP, BOTTOM, BACK & SIDES	*

**Touch Up Paint**

<b>Part #</b>	<b>Description</b>	<b>Finish</b>	<b>Retail</b>
4505102	Aerosol can, Specify color*	textured / hi-gloss	<b>\$35 each</b>
4505101	2 oz. Touch up, Specify color	textured	<b>\$20 each</b>
4505108	2 oz. (2 part) Touch up, Specify color*	textured / hi-gloss	<b>\$30 each</b>
4505103	1/2 pint touch up, Specify color	textured	<b>\$35 each</b>
4505109	1/2 pint (2 color) touch up, Specify color	textured	<b>\$45 each</b>
3715088	1/2 pint (2 part) touch up, Specify color*	hi-gloss	<b>\$45 each</b>
3715054	1 gallon, Specify color*	textured / hi-gloss	<b>\$115 each</b>
3715092	5 gallon, Specify color	textured	<b>\$460 each</b>

AMSEC can not ship over 1/2 pint UPS or fed-ex. These requests must be shipped from paint manufacturer or with load

\* Excludes Pearl White

### Replacement Safe Bodies (NOT COMPLETE SAFES)

Model	Part No.	Retail	Model	Part No.	Retail
B1500	0215046-01PP	\$315	C7	C7BODY	\$360
B2200	0215046-02PP	\$430	CD7	CD7BODY	\$590
B2900	0215046-03PP	\$530	B6	B6BODY	\$420
B2900D	0215049-01PP	\$1,195	B17	B17BODY	\$700
B3700	0215024-01PP	\$780	B24	B24BODY	\$885
B3800	0215014-01PP	\$780	BDP24	BDP24BODY	\$1,380
B5800	0215025-01PP	\$1,145	T425	T425BODY	\$280
B1806	0215047-01PP	\$475	T625	T625BODY	\$350
B1810	0215047-02PP	\$650	T925	T925BODY	\$410
B1816	0215047-03PP	\$745	T625DD	T625DDBODY	\$540
B1816D	0215023	\$1,390	T925DD	T925DDBODY	\$615
B400	0215084	\$160			
B700	0215085	\$215			
C3	C3BODY	\$225			
C5	C5BODY	\$285			
CD5	CD5BODY	\$515			

### Lift Out and Hinged Doors

Model	Description	Part No.	Retail
SUPER BRUTE <small>* Specify old or new series door when ordering. Part No's. are for new series</small>	B RATE (3/4") COMBINATION *	0115111	\$495
	B RATE (3/4") COMBINATION-SLOTTED *	0115112	\$580
B1800 SERIES BRUTE	COMBINATION	0115123	\$490
	COMBINATION-SLOTTED	0115124	\$575
B400 & B700 SQUARE LIFT OUT	COMBINATION	0115131	\$285
	COMBINATION-SLOTTED 3/8" x 4 1/2"	0115132	\$370
DSF/DST HOPPER SERIES AND MINI SAFE DOORS	COMBINATION DOOR	0115021	\$415
	KEYLOCK DOOR	0115022	\$345
 C-LIFT OUT & E-LIFT OUT	COMBINATION	M011802	\$395
	COMBINATION-SLOTTED	M011806	\$445
	KEYLOCK	M001701	\$395
	KEYLOCK-SLOTTED	M001705	\$445
	"E" LIFT OUT COMBINATION	M011902	\$645
	INNER DOOR DUAL KEY (SOLID)	M032400	\$240
	INNER DOOR DUAL KEY (SLOTTED)	M041000	\$270
 C-LIFT OUT	7" OR T20 COMBINATION, KEY CHANGE	3300-01	\$405
	INNER DOOR, SINGLE NOSE	1298-01	\$145
DUST COVER	DUST COVER FOR STAR & MAJOR ROUND DOORS	D068200	\$35

# Material Handling

## Material Handling Equipment Retail Price List

### Hand Trucks

Model	Description	Load Cap. Lbs.	Wt. Lbs.	Retail
1800VMS	Versatile Moving System w/ 6-wheel swivel dolly & a set of (2) wheel feet	1800	203	\$2,360
1500LNR	Lift-N-Roll System - Set of two	1500	110	\$1,540

\*30 Day Manufacturer's Warranty

### Powered Stair Climbers

Model	Description	Load Cap. Lbs.	Wt. Lbs.	Retail
3500PSC	Powered Stair Climber	3500	243	\$9,440
3500AAB	Aluminum Approach Board & Angle Dolly / Opt.		72	\$1,800
3500MPS	Mobile Power System / Opt.		40 (add)	\$1,915
3500ELA	Expanda-Landing "A" / Opt.	12"h x 26"w x 16"d	42	\$970
3500ELB	Expanda-Landing "B" / Opt.	5.5"h x 26"w x 36"d	67	\$970

\*30 Day Manufacturer's Warranty

### Triple L Trailers

Model	Description	Load Cap. Lbs.	Wt. Lbs.	Retail
248	Single Axle, Winch System - 4.4' x 9'	2000	1510	\$9,610
4610	Single Axle, Electric System - 6' x 10'	4000	2070	\$14,000
7610	Tandem Axle, Electric System - 6' x 10'	7000	2500	\$17,350
25102	Surge Brakes / Opt. / one axle			\$1,780
28102	Surge Brakes / Opt. / two axle			\$2,458
70126	Battery Charger / Opt.			\$230
26106	Spare Tire Bracket / Opt.			\$230
72213	Spare Tire 13" Wheel & Tire / Opt.	(Not available on model 248)		\$400
72211	Spare Tire 15" Wheel & Tire / Opt.			\$450

\*1 Year Manufacturer's Warranty

### Safe Handling Equipment

Model	Description	Load Cap. Lbs.	Wt. Lbs.	Retail
1500UL-SMS	AMSEC Safe Moving System includes 1500UL and the 4 options listed below			\$9,845
1500UL	UltraLift Powered Hand Truck Model 1500	1500	120	\$7,735
1500UL-QMW	QMW - Quad Main Wheels			\$355
1500UL-SEH	SEH - StrongArm Extension Handle			\$705
1500UL-VMA	VMA - Vertical Move Assembly			\$760
<b>OTHER AVAILABLE OPTIONS:</b>				
1500UL-RTA	RTA - Rough Terrain Attachment			\$625
1500UL-PLE	PLE - Portable Landing Extender			\$1,240
1500UL-LP6WD	LP6WD - Low Profile 6 Wheel Dolly			\$875
1500UL-LPS	LPS - Load Positioning System			\$875
1500UL - LBB	LBB - Load Balance Box			\$515

\*1 Year Manufacturer's Warranty

\*3 Years on Motor/Drive System



## AMSEC MERCHANDISING DISPLAYS



WS1014

WS1514

WS1214

Three Pack Display



3' x 5' Banner



Two-Sided Hanging Sign



Authorized Dealer Window Decal



Illuminated Clock




Safe Pedestal



BF® Door Cutaway



BF® Body Cutaway



Guide to Safe Usage Poster



All-Product Brochure



Gun Safe Brochure



BF® Gun Safe Brochure Holder



Dealer Catalog



Trifolds / Self-Mailers

PART #	DESCRIPTION	RETAIL
<b>3-PACK</b>		
1045008	SAFES: WS1014, WS1514, & WS1214 Also includes display stand, POP, product tags, color poster and consumer brochures	<b>\$1,625</b>
1045020	4-PACK PROMOTIONAL KIT: safe pedestal, sales banner, 3 hanging signs, safe usage poster, window decal, consumer brochures, product tags, & authorized dealer certificate. <b>Save \$55.00</b>	<b>\$195</b>
1045021	8-PACK PROMOTIONAL KIT: Large illuminated clock, two safe pedestals, sales banner, 4 hanging signs, safe usage poster, window decal, consumer brochures, product tags, & authorized dealer certificate. <b>Save \$66.00</b>	<b>\$620</b>

## AMSEC INDIVIDUAL SALES AIDS

PART #	DESCRIPTION	RETAIL
1045022	Illuminated Clock (15" x 30")	<b>\$320</b>
1045014	Display Pedestal	<b>\$110</b>
1045000	Sales Banner	<b>\$40</b>
1045024	"Burglary/Fire Safes" Hanging Sign	<b>\$14</b>
1045028	"Fire Safes" Hanging Sign	<b>\$14</b>
1045029	"Floor Safes" Hanging Sign	<b>\$14</b>
1045030	"Depository Safes" Hanging Sign	<b>\$14</b>
1045036	"Wall Safes" Hanging Sign	<b>\$14</b>
1045133	"Gun Safes" Hanging Sign	<b>\$14</b>
1015241	Authorized Dealer Window Decal	<b>\$10</b>
1045073	Guide to Safe Usage Poster	<b>N/C</b>
4305127	Retail Price List	<b>N/C</b>
4305128	Guide to All Products Brochure (color 4 x 9)	<b>N/C</b>
4305129	Dealer Catalog (b/w 8½ x 11)	<b>N/C</b>
4305172	Gun Safe Brochure	<b>N/C</b>
4305222	Gun Safe Mini-Brochure	<b>N/C</b>
4305226	Cash Box Trifold / Self-Mailer	<b>N/C</b>
4305224	Gun Safe Trifold / Self-Mailer	<b>N/C</b>
4305225	Wall Safe Trifold / Self-Mailer	<b>N/C</b>
1045072	Gun Safe Warranty Poster	<b>N/C</b>
1045076	BF® Gun Safe Authorized Dealer Banner	<b>\$40</b>
1045075	BF® Gun Safe Brochure Holder	<b>N/C</b>
1045058	BF® Door Cutaway Plaque	<b>\$75</b>
1045071	BF® Body Cutaway Plaque	<b>\$155</b>
1045070	AMSEC Color Panel Display	<b>\$1,100</b>
4305174	Warranty/Operating Booklet	<b>N/C</b>
1045004	Magnetic Product Tags (6)	<b>\$20</b>
1045007	3 pack display only	<b>\$155</b>

# AMSEC INDEX BY MODEL NUMBER

5517W.....	4
5924W.....	4

## A

ACF2020.....	12
ACF2020XD.....	12
ACF3020.....	12
ACF3020XD.....	12
ACF4020.....	12
ACF4020XD.....	12
ACF4024DS.....	12
ACF4824DS.....	16
ACF5024.....	12
ACF5024XD.....	12
ACF6030.....	12
ACF6030XD.....	12

## B

B1500.....	18
B17.....	19
B1806.....	18
B1810.....	18
B1816.....	18
B1816D.....	18
B2200.....	18
B24.....	19
B2900.....	18
B2900D.....	18
B3700.....	18
B3800.....	18
B400.....	18
B5800.....	18
B6.....	19
B700.....	19
BD24.....	19
BDP24.....	19
BF1512.....	6
BF1716.....	6
BF2116.....	6
BF3416.....	6
BF6030.....	4
BF6032.....	4
BF6040.....	4
BF7240.....	4
BLB2018.....	8
BLB3018.....	8
BLB3024.....	8
BLB4024.....	8
BLC2018.....	8
BLC3018.....	8
BLC3024.....	8
BLC4024.....	8
BSW2020.....	15
BSW2025.....	15
BSW3020.....	15
BSW3025.....	15
BSW4020.....	15
BSW4025.....	15
BWB2020.....	8
BWB2020FL.....	14
BWB2020FLNL.....	14
BWB2020FLR.....	14
BWB2020FL-SW.....	15
BWB2025.....	8
BWB2025FL.....	14
BWB2025FLR.....	14
BWB2025FL-SW.....	15
BWB3020.....	8
BWB3020-D1.....	14
BWB3020FL.....	14
BWB3020FLR.....	14
BWB3020FL-SW.....	15
BWB3025.....	8
BWB3025FL.....	14
BWB3025FLR.....	14
BWB3025FL-SW.....	15

BWB4020.....	8
BWB4020FL.....	14
BWB4020FLR.....	14
BWB4020FL-SW.....	15
BWB4025.....	8
BWB4025FL.....	14
BWB4025FLR.....	14
BWB4025FL-SW.....	15

## C

C3.....	19
C5.....	19
C7.....	19
CB311.....	9
CB411.....	9
CD5.....	19
CD7.....	19
CDXE.....	11
CDXF.....	11
CE1814.....	6, 12
CE2518.....	6, 12
CE3524.....	12
CE4524.....	12
CE5524.....	12
CE6528.....	12
CE7236.....	12
CF1814.....	12
CF2518.....	12
CF3524.....	12
CF4524.....	12
CF5524.....	12
CF6528.....	12
CF7236.....	12
CSC1717.....	6
CSC2517.....	6
CSC3417.....	6

## D

DC23.....	5, 7
DC62.....	5, 7
DSF2014C.....	13
DSF2014K.....	13
DSF2714C.....	13
DSF2714K.....	13
DSF2731CC.....	13
DSF2731KC.....	13
DSF3214CC.....	13
DSF3214CK.....	13
DSF3214KK.....	13
DSR2014.....	13
DSR2714.....	13
DST2014C.....	13
DST2014K.....	13
DST2014KC.....	13
DST2014CC.....	13
DST2014KK.....	13
DST2014CK.....	13
DST2714C.....	13
DST2714K.....	13
DST2731CC.....	13
DST2731KC.....	13
DST3214CC.....	13
DST3214CK.....	13
DST3214KK.....	13
DXE.....	10
DXF.....	10

## E

ES913.....	5, 9
ES1114.....	9
ES411.....	4, 9
ES1013.....	5, 7
ES1310.....	5, 7
ES9137.....	5, 9

**F**

FS1013 .....	5, 7
FS1310 .....	5, 7
FS3316 .....	7
FS4122 .....	7
FS4922 .....	7
FS5722 .....	7
FS5737DD .....	7

**H**

HC1854 .....	4
HC1854CC .....	4
HR916E .....	9
HRC916E .....	9
HRPED .....	9
HRPROG .....	9

**K**

K-1 .....	17
K-1A .....	17
K2 .....	17
KB66 .....	9
KB311 .....	9

**L**

LP5924W .....	4
LP6030W .....	4
LP6032W .....	4

**M**

MB-1 .....	9
MC15 .....	7
MM2820 – 3-Drop .....	16
MM2820 – Top Drop .....	16
MM2820 – Center Drop .....	16
MS1414C .....	8
MS1414K .....	8

**P**

PB1 .....	4
PB2 .....	4
PB1-M .....	4
PB2-M .....	4

**R**

RF6528 .....	4
--------------	---

**S**

SE6831 .....	4
SB412 .....	9
SW2020 .....	4
SW3020 .....	4
SW4020 .....	4
SWPB1 .....	4
SWPB2 .....	4
SWVV1014 .....	4

**T**

T425 .....	19
T625 .....	19
T625DD .....	19
T925 .....	19
T925DD .....	19
TB0610-1 .....	17
TB0610-1T .....	17
TB0610-2 .....	17
TB0610-4 .....	17
TB0610-6 .....	17
TB0610-7 .....	17
TB1210-1 .....	17
TB1210-1T .....	17
TB1210-2 .....	17
TB1210-4 .....	17
TB1210-6 .....	17
TB1210-7 .....	17
TB0612-1 .....	17
TB0612-1T .....	17
TB0612-2 .....	17
TB0612-4 .....	17
TB0612-6 .....	17
TB0612-7 .....	17

**U**

UL1511 .....	7
UL1812 .....	7
UL1812XD .....	7
UL2018 .....	7
UL2818 .....	7
UL3918 .....	7

**V**

VD8030 .....	4
--------------	---

**W**

WES1310 .....	16
WES2113 .....	16
WFS1310 .....	16
WS1014 .....	16
WS1214 .....	16
WS1514 .....	16
WS1814 .....	16



11925 Pacific Avenue • Fontana, CA 92337  
800-421-6142 • 951-685-9680 • Fax 951-685-9685

**ON THE WEB:** [www.amsecusa.com](http://www.amsecusa.com)  
**CONTACT US:** [info@amsecusa.com](mailto:info@amsecusa.com)

Part #4305127